



UCLA Radiation Oncology Buzz

Colleagues and Friends of the UCLA Department of Radiation Oncology:



In this edition of the UCLA Radiation Oncology Buzz, we welcome our new residents and fellows, as well as acknowledge the success of our graduating trainees who are beginning their careers in outstanding academic positions. Of particular note for the department is the successful completion of the ASTRO APEX Accreditation process. Obtaining this highly respected recognition is in no small part due to the tireless work of the Department's Quality Program Team led by Quality Officers, Nzhde Agazaryan, PhD and Philip Beron, MD.

Additionally, in this issue we announce the implementation of the highly complex "Simultaneous Radiosurgery" technique for the treatment of multiple brain metastases in one sitting. As one of the first departments in the country to implement this technological advancement, we greatly improve our patients' experience with this technique by dramatically decreasing treatment times for those of our patients who are in need of this treatment. Our radiosurgical program is a collaboration between the Department of Radiation Oncology and the Department of Neurosurgery.

And, speaking of excellent patient experience, this issue of the Buzz features our Department's continued high level performance on the FPG Patient Experience Survey. Finally, we note the success of a number of our junior faculty in publication and grantsmanship.

Please enjoy browsing through this issue of the Buzz.

Michael Steinberg, MD
Professor and Chair

Westwood and Santa Monica Achieve APEX Accreditation



The UCLA Radiation Oncology Westwood and Santa Monica facilities have been awarded full accreditation by the ASTRO Accreditation Program for Excellence (APEX®) for a four-year term effective April 11, 2018.

This determination is based on ASTRO's review of the facilities' policies, procedures, and processes as they demonstrate compliance with the APEX standards.

The scores associated with document reviews, interviews and chart abstractions are all extremely impressive.

Congratulations and Thank You to the accreditation team for this accomplishment!

Inside this issue:

Simultaneous Radiosurgery	2
Santa Monica	3
Faculty News	4
Grants Publications	5
Educational Programs	6
Clinical Trials	8
Upcoming Events	10

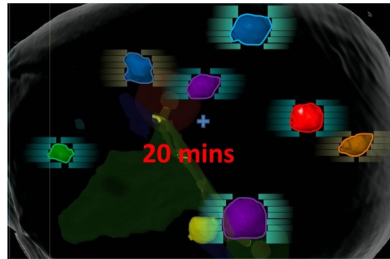
Clinical Team Excellence Updates

Simultaneous Radiosurgery for Multiple Cranial Metastases Targets

The UCLA Radiation Oncology has implemented a new treatment technique for treating multiple brain metastases with a single isocenter. Historically, multiple metastases (targets) have been treated with multiple isocenters; hence, the treatment time increased at the same rate as the number of targets. Multiple target treatment with a single isocenter is an innovative, time-efficient and patient-centered treatment that does not scale the treatment time with the number of targets.

This new treatment technique has resulted in improved patient experience with significant reduction of treatment times.

New Simultaneous Radiosurgery



Old Multi Isocenter Treatments



- Improved Patient Experience - Significant reduction in treatment times 20 mins vs. 2 hours
- Provider Benefits - One isocenter positioning and verification process 5 mins vs. 45 mins
- Increased Throughput - Faster and efficient planning process 30 mins vs. 2 hours

UCLA Radiation Oncology Department Sustains High Scores in Patient Experience Survey in 2017

The UCLA Faculty Practice Group (FPG) Patient Experience Survey is a patient care improvement activity that measures patient reported experiences when receiving care at UCLA. Patients are contacted to complete surveys over the telephone approximately 10-14 days after their visit. The survey organizes the various aspects of a patient's experience of care into five categories. Four of the categories are "composite measures" made up of two or more underlying questions each. These categories are Quality of Patient-Doctor Interaction, Access to Care, Care Coordination, and Courteous and Helpful Office Staff. The fifth category includes two global rating questions, which ask the patient to Rate the Doctor on a scale of 0 to 10, and if the patient would Recommend the Doctor to his or her family and friends. The department consistently scores well and has successfully maintained rankings near the 90th percentile. Thank you all for your work and making our patients the priority!

UCLA FPG Doctor Survey (Visit Dates Jan/2017 - Dec/2017)

UCLA Health
Faculty Practice Group

Reporting Unit	Number of Valid Surveys		Would you recommend this doctor to your family and friends?			
	Current Period	Baseline Period	score		vs.	
			current period	baseline period	UCLA Mean	own baseline
UCLA	33,690	33,058	93.6	93.6		●
UCLA Doctors 90th Percentile	-	-	98.8	98.7		●
UCLA Locations 90th Percentile	-	-	97.1	97.8		●
RADIATION ONCOLOGY	274	348	96.5	96.8	↑	●
SURGERY	2,026	2,030	95.7	95.7	↑	●
NEUROSURGERY	404	527	94.9	93.3		●
PODIATRY	394	320	94.7	94.0		●

Reporting Unit	Number of Valid Surveys		Quality of Patient-Doctor Interaction			
	Current Period	Baseline Period	score		vs.	
			current period	baseline period	UCLA Mean	own baseline
UCLA	33,690	33,058	93.9	93.7		↑
UCLA Doctors 90th Percentile	-	-	98.4	98.3		●
UCLA Locations 90th Percentile	-	-	97.3	97.2		●
RADIATION ONCOLOGY	274	348	96.8	96.0	↑	●
PODIATRY	394	320	95.0	94.1		●
SURGERY	2,026	2,030	94.8	94.9	↑	●
MEDICINE	15,874	14,994	94.7	94.4	↑	↑

Reporting Unit	Number of Valid Surveys		Courteous and Helpful Office Staff			
	Current Period	Baseline Period	score		vs.	
			current period	baseline period	UCLA Mean	own baseline
UCLA	33,690	33,058	93.0	92.4		↑
UCLA Doctors 90th Percentile	-	-	97.4	97.3		●
UCLA Locations 90th Percentile	-	-	96.9	96.7		●
RADIATION ONCOLOGY	274	348	95.6	94.8	↑	●
MEDICINE	15,874	14,994	93.9	93.2	↑	↑
PEDIATRICS	29	46	93.4	94.6		●
SURGERY	2,026	2,030	93.2	92.8		●

Santa Monica News

Santa Monica gets new True Beam STx



UCLA Santa Monica Radiation Oncology began clinical use of the new TrueBeam STx machine on March 2018. The preparations of the second vault and installation of the Truebeam STx began in late 2017.

The clinical team has enjoyed watching as the room has transitioned from bare concrete to the beautiful new treatment vault. The machine was matched for specific modality and energies with the Westwood

TrueBeam to improve patient transitions between sites and the Novalis Tx for stereotactic radiosurgery capabilities. Santa Monica expects to begin spine and brain SRS in the upcoming weeks.

As the patient capacity and special procedures capabilities increase at the Santa Monica site, the team is excited to welcome a new faculty physician, Dr. John Hegde.

Santa Monica Staff Reaches ART Tier 1 Status

100% Streak		Tier			
4/7/18	1	2	3	4	
5	★	★	★	★	★
99%					


Date: 6/5/2018	100%	12 Visits	Round 2	Possible score: 624	99%
				Score: 618	

Congratulations to the Santa Monica Radiation Oncology Front Office, Clinical Nursing, and Radiation Therapist teams for reaching Tier 1 of the Faculty Practice Group Ambulatory Resource Team Rounds. This initial tier is achieved after

scoring consistently above the 90th percentile in the initial 12 rounds on patient experience items such as waiting room cleanliness, staff introductions, courtesy & CICARE to achieve this award. The group was recognized with a luncheon in June to celebrate this accomplishment.

We look forward to seeing the team reach their next goal at Tier 2 in the upcoming months.

Welcome New Faculty Member



John Hegde, MD Assistant Professor

Dr. John V. Hegde is an Assistant Professor in the Department of Radiation Oncology at the David Geffen School of Medicine at UCLA. He attended Indiana University for his undergraduate studies, earning dual Bachelor of Science degrees with highest distinction in biochemistry and biology. He received his medical degree from Harvard Medical School, and he completed his residency training in radiation oncology at UCLA.


His research interests include the clinical evaluation of novel multidisciplinary cancer treatments incorporating radiotherapy and the utilization of state-of-the-art imaging methods to improve cancer care. He

has co-authored more than 25 peer-reviewed manuscripts, and during residency, he was the lead author of more than 10 research articles in notable journals such as Cancer and the International Journal of Radiation Oncology, Biology, Physics, the premier radiation oncology journal.

Dr. Hegde has specialty training in radiotherapy for all anatomic sites, with a specific focus on breast cancer and malignancies involving the central nervous system. He has experience in advanced radiotherapy techniques, including stereotactic radiosurgery (SRS), stereotactic body radiotherapy/stereotactic ablative radiotherapy (SBRT/SABR), intensity-modulated radiotherapy (IMRT), and the integration of innovative image-guidance platforms for these treatments.

Faculty News and Accomplishments

Welcome to our New Physician Faculty



Puja Venkat, MD
Assistant Professor

Dr. Puja Venkat joins the department as an Assistant Professor in Radiation Oncology. She completed her undergraduate studies at Stanford University. Receiving her medical degree from the University Of Toledo College Of Medicine, she then completed residency training at the University of South Florida/Moffitt Cancer Center in Tampa, Florida.

She developed her interest in brachytherapy during her training at Moffitt and pursued a Brachytherapy Fellowship here at UCLA Radiation Oncology. Dr. Venkat has a strong interest in gynecological, head and neck, prostate and breast cancers and is looking forward to working with the teams to expand clinical applications for brachytherapy across disease sites.



MR-Guided Radiation Therapy: Clinical Applications & Experiences Winners Announcement

Congratulations to our UCLA faculty and residents on a very successful campaign during the MRgRT Clinical Applications contest. The teams were awarded 2 out of the 3 awards!

1st place - \$3,000 prize (6.98 SIQ): MRI-guided Dose-escalated Salvage Radiotherapy for Bulky Bladder Neck Recurrence of Prostate Cancer - Kishan, Tyran, Steinberg, Holden & Cao

2nd place - \$2,000 prize (6.39 SIQ): A Case Report of Salvage Radiotherapy for a Patient with Recurrent Gastric Cancer and Multiple Comorbidities Using Real-time MRI-guided Adaptive Treatment System - Chun, Jeon & Chie

3rd place - \$1,000 prize (6.31 SIQ): Magnetic Resonance Imaging Guidance Mitigates the Effects of Intrafraction Prostate Motion During Stereotactic Body Radiotherapy for Prostate Cancer - Hegde, Cao, Yu, Kishan, Shaverdian, Lamb & Steinberg



UCLA Physics Faculty and Students represented at the AAPM Annual Meeting with a high abstract acceptance rate. There were some great presentations across a great breadth of subjects.

Please see the AAPM Special Edition for all the department's activities during the meeting in Tennessee. http://radonc.ucla.edu/workfiles/Publications/AAPM_SpecialEdition_2018.pdf

CONGRATULATIONS AAPM FELLOW AWARDEE Nzhde Agazaryan, PhD

This honor is bestowed on individuals who have made significant contributions through service to the AAPM, advancements in medical physics knowledge and education, and leadership in the practice of medical physics. Dr. Agazaryan received this award at the AAPM Annual Meeting.

Tania Kaprealian, MD 2018 ARRO Educator of the Year

The UCLA Radiation Oncology Residents are happy to announce Dr. Tania Kaprealian as this year's recipient of the Association of Residents in Radiation Oncology (ARRO) Educator of the Year Award.

Dr. Kaprealian has been with the department for 8 years and is currently the Director for the CNS services. She is an excellent teacher who is always willing to stop and provide more detailed information to residents. Her easily approachable nature and empathy for her patients and their families is amazing.



The residents at UCLA thank you Dr. Kaprealian for your commitment to their education!

Grants and Publications

UCLA Jonsson Comprehensive Cancer Center 2018 STOP CANCER Seed Grants

The 2018 STOP CANCER Member Seed Grants of \$25,000 each were funded by groups of donors who selected a specific type of cancer research as their area of interest. Named Seed Grants were funded in full by individual STOP CANCER supporters. We are proud to announce two awardees this year from our own Radiation Oncology team.

Dr. Ann Raldow has received STOP Cancer Richard Merkin MD Seed Grant to support her work on therapeutic decision making, quality of life, and health outcomes assessment for patients with rectal cancer.

Dr. Amar Kishan received the STOP Cancer Member Seed Grant Award for Prostate Cancer for his work in predictive radiation response.



Kruttika Bhat, PhD
The Pajonk Lab

Columbia/NIAID CMCR Pilot Grant:
\$156,000 single year

“Radiation Mitigation and Peyer’s Patches”



Anusha Kalbasi, MD

Dr. Kalbasi received the following grants and support for his work on the role of myeloid cells in the anti-tumor response of undifferentiated pleomorphic sarcoma.

UCLA 2018-19 CTSI KL2 Translational Science Award:

\$300,000 over three years

SFA (Sarcoma Foundation of America) Grant:

\$50,000 single year

SARC Career Enhancement Award:

\$100,000 single year

UCLA CTSI Core Voucher Award:

\$10,000 single year



Amar Kishan, MD

UCLA SPORE in Prostate Cancer:
\$50,000 single year

Aim: Investigate markers predictive of radiation response and/or prognostic of outcome in patients with aggressive prostate cancers.

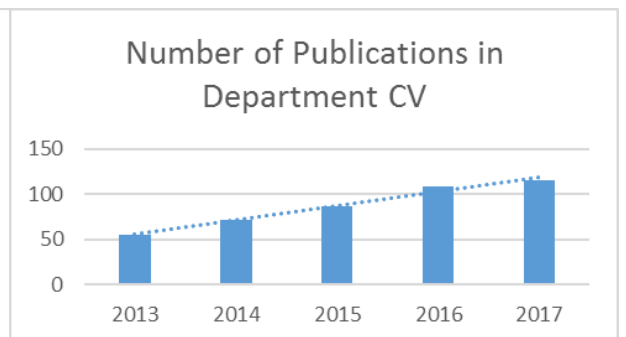
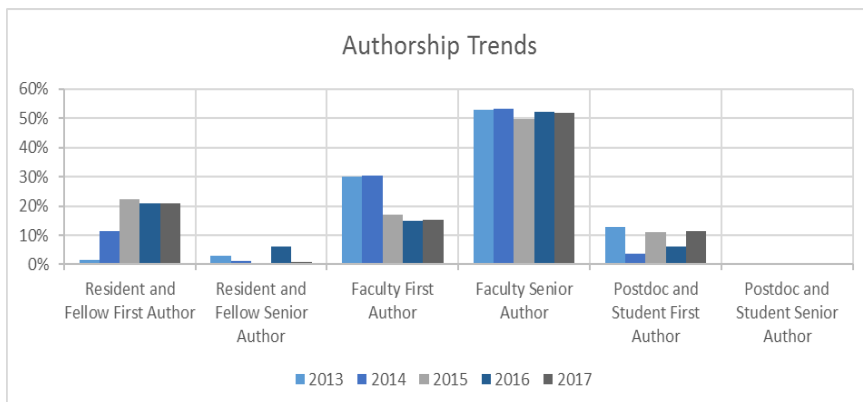
2018 RSNA Research Seed Grant :

\$40,000 single year

“Genomics of Gleason Score 9-10 Prostate Cancer”

2017 Departmental Publication Stats

The 2017 Departmental CV reached an all time high with a total of 115 articles published in a wide variety of journals including Journal of Clinical Oncology, The Lancet Oncology, Cancer, JAMA Oncology and many more. We are proud to share that our department CV continues to grow each year. Below are our number of publications and authorship trends over the last five years.



Educational Programs

Graduating Trainees Move On to Top Notch Positions

John V. Hegde, MD
Physician Resident 2014-2018

John will be staying on as an Assistant Professor at the UCLA David Geffen School of Medicine.

Narek Shaverdian, MD
Physician Resident 2014-2018

Narek will be joining the Memorial Sloan Kettering team as an Assistant Professor.

John “Jack” Neylon, PhD
Physics Resident 2016-2018

Jack will join the City of Hope team as a Medical Physics Faculty.

Puja Venkat, MD
Brachy Fellow 2017-2018

Puja is joining our own Brachytherapy Division as an Assistant Professor at the UCLA David Geffen School of Medicine.

Welcome to our new Residents and Fellows!




Palak Kundu, MD, MBA
Physician Resident

Hometown: Fair Lawn, NJ
BS: University of Pennsylvania
MD: Stanford University School of Medicine
Internship: St. Mary's Medical Center
Favorite Things about UCLA: *Supportive faculty, emphasis on quality and patient safety*



Luca Valle, MD
Physician Resident

Hometown: Spokane, WA
BS: Occidental College
MD: Dartmouth Medical School
Internship: The Colorado Health Foundation
Favorite Things about UCLA: *Fantastic mentorship, amazing research opportunities, and a tight-knit resident community*



Stephanie Yoon, MD
Physician Resident

Hometown: Rancho Palos Verdes, CA
BS: MIT
MD: Lewis Katz School of Medicine at Temple University
Internship: Abington-Jefferson Health
Favorite Things about UCLA: *Immense professional opportunities; collegial/supportive residents, faculty, and staff; a learning environment that pushes residents to perform their best*



Dylan O'Connell, PhD
Physics Resident

Hometown: Medford, Massachusetts
BS: Physics, Tufts University
PhD: Biomedical Physics, UCLA
Favorite Things about UCLA: *“My favorite thing about the department is getting to work with a team that is highly skilled as well as friendly, and generous with their time when it comes to training.”*



Alan Lee, MD
Brachytherapy Fellow

Hometown: Las Vegas, NV
BA: University of Kansas
MD: SUNY Upstate Medical University
Internship: Newton-Wellesley Hospital
Residency: Montefiore Medical Center / Albert-Einstein College of Medicine
Favorite Things about UCLA: *Opportunity to learn and excel in an academic powerhouse*



Sagar Patel, MD
Brachytherapy Fellow

Hometown: Birmingham, AL
BA: University of Alabama
MD: Harvard Medical School
Internship: Brigham and Women's Hospital
Residency: Harvard
Favorite Things about UCLA: *Friendly faculty, state-of-the-art brachytherapy program*

Educational Programs

Welcome New Program Coordinator, Ms. Janine Urrutia



Please join us in welcoming Ms. Janine Urrutia to the Radiation Oncology team. Janine joined us in May as our new Student Affairs Officer for the residency and fellowship programs. Janine studied Psychology at Cal State Fullerton and she joins us from a background in advertising and sales. This is a new career path for Janine who has taken to the role very well and is excited to learn all aspects of educational programs management.

To reach Janine, please phone at (310) 267-5575 or through the educational programs mailbox at UCLARadOncEdu@mednet.ucla.edu.

Welcome to the Team Janine!

Congratulations to the MedPhys Slam and Norm Baily Award Winners

Our graduate student Kaley Woods and her advisor Dr. Ke Sheng were the winners of the 2018 Inaugural MedPhys Slam Competition at the AAPM Southern California Chapter Norm Baily Award and MedPhys Slam Event in May. Kaley will represent our chapter at the National MedPhys Slam Competition to be held at the 2018 AAPM Annual Meeting at Nashville.

For those of you who are not familiar with MedPhys Slam, it is a research communication competition in which participants prepare a three-minute presentation aimed at sharing the significance of their science to a general audience in a compelling yet understandable manner. Participants are judged on three equally weighted categories: comprehension/content, communication, and engagement. Not only will this be of interest to those within medical physics, it can also be expanded as an AAPM media initiative aimed at communicating what we do to the public. Presentations will be recorded and posted on social media outlets like Facebook and a dedicated YouTube Channel



The department would like to also congratulate the 2018 Norm Bailey Award Winners, Victoria Yu, Kaley Woods and Dylan O'Connell and thank all the participants from UCLA for their strong work in the competitions!



SPECIAL THANKS TO OUR FABULOUS FACULTY!! UCSD-UCLA 5th Annual Radiation Oncology Case-Based Education and Skills Assessment Workshop

The workshop was held on the UCSD La Jolla campus and was very well attended. Thank you to our colleagues for hosting the 2018 event. The location was lovely and as always the staff were incredibly welcoming to all of our guests.

We'd also like to send out a special thank you to ALL of the faculty Radiation Oncologists who served as ex-

aminers at the March 2018 workshop!! We would not be able to offer this fantastic opportunity to our future physicians and leaders without your support.

We hope to see everyone again at the March 2019 symposium!

Want to Volunteer? [Email us!](#)

Clinical Trials Updates

Astra Zeneca Trials Begin

The UCLA Radiation Oncology clinical trials program has developed three Phase II investigator-initiated clinical trials in collaboration with AstraZeneca over the past year, yielding over \$4 million in total support.

These studies are currently being placed in the Department’s growing national and international network of clinical trials sites.

AstraZeneca-UCLA Radiation Oncology Trials:

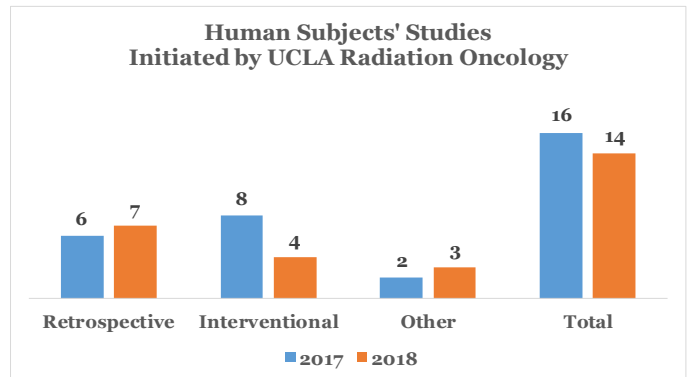
“iSABR” – Randomized, Phase I/II Study of Ablative Radiotherapy +/- MEDI 4736 (Durvalumab) for Medical Inoperable, Early-Stage Non-Small Cell Lung Cancer”

“TORS” – Phase Ib/II Trial of Stereotactic Body Radiotherapy (SBRT) in Combination with Immunotherapy Prior to Transoral Robotic Surgery (TORS) for HPV+ Squamous Cell Carcinoma of the Head and Neck (SCCHN)

“Bladder” – Phase II Study of Radiation Therapy and Anti-PD-L1 Checkpoint Inhibitor (Durvalumab) with or without Anti-CTLA-4 Inhibition (Tremelimumab) in Patients with Unresectable, Locally Advanced or Metastatic Urothelial Bladder Cancer That are Ineligible or Refusing Chemotherapy

2018 Initiated Clinical Trials Set to Exceed 2017 Totals

The clinical trials program is on track for considerable growth this year, having initiated nearly as many trials by June of 2018 than were initiated all of last year.



Past Events

KICKIN’ OFF THE NEW YEAR PARTY January 2018

The UCLA RadOncers once again gathered at Bowlero in Mar Vista for our annual New Year’s Kick Off event. Our teams decided to have a mini-tournament to stake claim to the Department’s Top Bowler title. The winning team “Rockin’ Bowlers” led by our Chair’s Assistant, Chonlawan Khaothiemsang took it in a landslide. After much controversy around scoring and team design, it was agreed that we were all big winners.

Thank you CK for putting on a great event! We’ll try to give you some competition next time.



Past Events Continued



2018 Graduation and Staff Service Awards June 12, 2018 Luskin Conference Center

The department held our graduation and staff service awards at UCLA’s Luskin Conference Center. The evening of recognition included our 2018 Staff Service Awards Recognition, the retirement of one of our long-time therapists, and the graduation of our residents and fellows. We also celebrated several teaching and research awards. Congratulations to all of our graduates and awardees for their outstanding service to UCLA and the Department of Radiation Oncology.



2018 Staff Service Awardees

10 Years of Service

Vallis Cattouse
Mariamawit Tesfaye

20 Years of Service

Cruz Ozaeta
Kelly Clark
Jenny Takakura
Vince Basehart
Care Felix

25 Years of Service

Jackie Hernandez
Patty Lovelock

Thank you to this year’s recipients for all that you do in service to our patients and the department!

Ruben Gomez Retires after 37 years in the field




Radiation therapist, Ruben Gomez, retired in June after 37 years in the field. He is a native Californian who received his undergrad in Public Health at UC, Berkeley and then transferred to City College of San Francisco for Radiation Therapy. Ruben began his career at UCSF, and later relocated to Glendale Memorial in Los Angeles. He joined our UCLA staff in 1992, and served as Chief Therapist for nine years beginning in 2000. Ruben has also been an active Union Representative while at UCLA.

Ruben is looking forward to traveling with his family and friends in retirement.

Thank you Ruben for your service and your excellent patient care throughout the years.

Upcoming Events



Sponsored by Radiation Oncology at UCLA and UCSD
 Course Director: Dr. Ann Raldow, Assistant Professor
 and Residency Associate Program Director

SAVE THE DATE

6th Annual UCLA—UCSD Radiation Oncology Case-Based Education and Skills Assessment Workshop March 2 – 3, 2019

About the Course: The objectives of this workshop are for the attendee to 1) gain an understanding of the variability in treatment patterns that exist among practicing radiation oncologists, 2) develop a better familiarity with what constitutes the ‘standard of care’ in a rapidly evolving and heavily technologically-based specialty, and 3) engage further in self-directed learning through the identification of gaps in existing knowledge base. Saturday’s course will consist of intensive one-on-one case-based review sessions with renowned academic faculty and community practice physicians from across the United States. A rigorous evaluation process will be instituted and written/verbal feedback provided to attendees. The Sunday session will include didactic lectures given by expert faculty reviewing general management strategies and high yield topics from across disease sites. Lastly, this course will offer a valuable opportunity for residents to share educational resources and experiences from across residency programs in a highly collegial environment. There will be ample opportunity to network with fellow residents and practicing radiation oncologists. A complete agenda will be available soon.

Who is this course designed for? Radiation oncology post-graduate year five residents and young physicians in practice, particularly those preparing for board exams, are encouraged to attend.

Important Dates

Registration Opens	November 1st, 2018
Early Bird Registration Deadline	January 1st, 2019
Registration Closes	February 1st, 2019

For More Information:

<http://radonc.ucla.edu/conferences-and-courses>

SAVE THE DATE MRI Guided Radiation Therapy: A Next Frontier in Radiation Oncology

May 17, 2019
 Los Angeles Area



Please come to learn about the latest technology using MRI-guided radiotherapy and real-time adaptive radiotherapy to advance radiation treatment paradigms. Full program and registration anticipated September 2018.

Interested in attending?

Email us at uclaradoncedu@mednet.ucla.edu

CME and CAMPEP Accreditation pending.

an educated 



We look forward to seeing you at our Annual
 ASTRO Alumni and Friends Reception
 in San Antonio during the ASTRO Annual Meeting.

Monday, October 22, 2018
 6:00—8:00 PM



155 East Commerce St.
 San Antonio, TX

Email Kathy Rose at krrose@mednet.ucla.edu
 and we'll be sure to add your email to
 our special friends list!!