

H I G H L I G H T S O F T H E Y E A R

2 0 0 4 - 2 0 0 5

JULES STEIN EYE INSTITUTE

DEPARTMENT OF OPHTHALMOLOGY / DAVID GEFFEN SCHOOL OF MEDICINE AT UCLA



Dear Friends,

I am pleased to share these highlights of the 2004–2005 academic year, which serve to strengthen our commitment to preserve sight and prevent blindness. This year Wayne L. Hubbell, PhD was elected to the National Academy of Sciences, one of the highest honors that can be accorded to a U.S. scientist or engineer.

We are pleased to announce new term chair holders; and we are proud to present two new faculty members, Anurag Gupta, MD and Tara A. Young, MD who will contribute greatly to our clinical care and basic science activities.

During the year, several of our faculty and residents were awarded special honors. Debora Farber, PhD, DPhhc was honored with the prestigious UCLA Medical Alumni Association Award for her outstanding achievements in medical research. Important research grants led by senior faculty were renewed by the National Institutes of Health, and new grants were awarded to young investigators.

Philanthropic gifts to the Institute were highlighted by a significant endowment from Wendy and Theo Kolokotronis that will create a professorship in comprehensive ophthalmology. The Center for Keratoconus established a fund to study the causes and treatment options for keratoconus, and a generous endowment from Mrs. Jeanne A. Rappaport will create a Fellowship in Retina/Oncology.

We are appreciative of these opportunities afforded to faculty and students and share the belief that we will contribute to a future full of promise.

Sincerely,

A handwritten signature in black ink that reads "Bartly J. Mondino". The signature is written in a cursive, flowing style.

Bartly J. Mondino, MD
 Bradley R. Straatsma Professor of Ophthalmology
 Director, Jules Stein Eye Institute
 Chairman, Department of Ophthalmology,
 David Geffen School of Medicine at UCLA

H O N O R S

Each year as part of their ongoing academic pursuits, faculty members achieve notable recognition derived from their accomplishments and contributions. They give invited lectures around the world; they actively participate in influential professional and community organizations; and they serve as editors and writers for a wide range of scientific journals. In some cases special honors are bestowed. This year a member of the faculty was elected to the National Academy of Sciences. Other faculty members were honored for their contributions to ophthalmology and visual science. And we are pleased to announce new term chair holders.

DR WAYNE HUBBELL ELECTED TO THE NATIONAL ACADEMY OF SCIENCES

Jules Stein Professor of Ophthalmology and Distinguished Professor of Chemistry and Biochemistry **Wayne L. Hubbell, PhD**, was elected into the National Academy of Sciences (NAS) on May 3, 2005, one of the highest honors that can be accorded to a U.S. scientist or engineer.

Dr Hubbell, who joined the UCLA faculty in 1983, has focused his research on understanding the relationship between the molecular structure of a protein and the conformational changes that control its function. Of particular interest are membrane proteins that behave as “molecular switches”—proteins whose structures are switched to an active state by a physical or chemical signal. A primary example under study is light-activated rhodopsin, the visual pigment in photoreceptor cells of the retina. Dr Hubbell’s goal is to clarify the structure of rhodopsin, the mechanism of the molecular switch, and the regulation of this switch by associated proteins. To investigate these proteins, his laboratory developed the technique of site-directed spin labeling, a novel and powerful approach to the exploration of protein structure and dynamics.



DR WAYNE HUBBELL

Dr Hubbell is one of a very small number of outstanding physical scientists whose research focus is the visual system. His research is primarily supported by a grant from the National Eye Institute, but he feels that the most valuable funds at his disposal have come from the unrestricted monies generated by his endowment.

The National Academy of Sciences is a private organization of scientists and engineers dedicated to the furtherance of science and its use for the general welfare. It was established in 1863 by a congressional act of incorporation signed by Abraham Lincoln that calls on the academy to act as an official adviser to the federal government, upon request, in any matter of science and technology. The new members of the National Academy of Sciences elected May 3 bring the total number of active members to 1,976.

UCLA MEDICAL ALUMNI ASSOCIATION AWARD

The UCLA Medical Alumni Association honored **Debora Farber, PhD, DPhhc**, Karl Kirchgessner Professor of Ophthalmology, with the UCLA Medical Alumni Association Medical Science Award for her outstanding achievements in medical research.

Dr Farber, a UCLA faculty member since 1977, was among the first vision scientists to apply molecular biology to identify genes that cause retinal degeneration in animal models and humans. Her seminal work is expected to lead to the control and ultimate prevention of the disease process in retinitis pigmentosa and related vision problems in humans.



THE UCLA MEDICAL ALUMNI ASSOCIATION MEDICAL SCIENCE AWARD WAS PRESENTED TO DR DEBORA FARBER BY DR BARTLY MONDINO (LEFT), DIRECTOR OF THE JULES STEIN EYE INSTITUTE, AND DR CLAUDE WASTERLAIN (RIGHT), VICE-CHAIR OF THE UCLA NEUROLOGY DEPARTMENT.

DR BRADLEY R. STRAATSMA HONORED

Professor Emeritus of Ophthalmology and Founding Director of the Jules Stein Eye Institute **Bradley R. Straatsma, MD, JD**, received the 2005 Phillip M. Corboy, MD, Memorial Award and presented the Memorial Lecture at the Royal Hawaiian Eye Meeting in Kona, Hawaii. The award is presented annually to an ophthalmologist who typifies a career of distinguished service to the field. Dr Straatsma was also named Guest of Honor at the XXV Pan-American Congress of Ophthalmology in Santiago, Chile.

At the 2004 annual meeting of the American Academy of Ophthalmology (AAO), Dr Straatsma was honored with the Visionaries Award from Bausch & Lomb. The Award recognizes significant contributions to ophthalmology and visual science.

OPHTHALMOLOGY HALL OF FAME INDUCTIONS

At the 2005 annual meeting of the American Society of Cataract and Refractive Surgery (ASCRS) **Robert M. Sinskey, MD**, UCLA Clinical Professor of Ophthalmology, and **Gholam A. Peyman, MD**, Professor of Ophthalmology at Tulane University and former JSEI fellow, were inducted into the Ophthalmology Hall of Fame. Dr Sinskey was recognized for significant contributions to the practice of cataract surgery and for extending the benefits of eye surgery to children in underdeveloped countries. The ASCRS Foundation recently named the Robert M. Sinskey Pediatric Eye Clinic in Addis Ababa, Ethiopia, in his honor. Dr Peyman was recognized for his pioneering efforts in Vitreoretinal surgery and intraocular drug delivery. He also patented a method of modifying refractive error with an excimer laser used beneath a cornea flap (LASIK).

The Ophthalmology Hall of Fame was created by ASCRS in 1999 to honor pioneers who have shaped the way modern ophthalmology is practiced. Physicians selected for this honor are chosen by their peers.



DR JOSEPH CAPRIOLI



DR ANNE COLEMAN



DR JOSEPH DEMER



DR GARY HOLLAND



DR SHERWIN ISENBERG

DEPARTMENT OF OPHTHALMOLOGY FACULTY HOLD TERM CHAIRS

Joseph Caprioli, MD, Chief of the Glaucoma Division, has been appointed as the David May II Professor of Ophthalmology. Dr Caprioli's basic science and clinical research is leading the way for new approaches to glaucoma. His investigations involve the assessment of optic nerve and nerve fiber layer structure, which is important to early detection and timely treatment.

Anne L. Coleman, MD, PhD, Director of the UCLA Center for Eye Epidemiology and the UCLA Mobile Eye Clinic, is the newly appointed Frances and Ray Stark Professor of Ophthalmology. Dr Coleman devotes much of her research to understanding the epidemiological and social implications of eye diseases such as glaucoma, cataracts, and age-related macular degeneration (AMD), including the study of lifestyle limitations imposed on patients. Under Dr Coleman's direction, another epidemiological study is underway, evaluating the role that vision plays in osteoporotic fractures caused by falls.

Joseph L. Demer, MD, PhD, Chief of the Comprehensive Ophthalmology Division, has been appointed as the new Grace and Walter Lantz Professor of Pediatric Ophthalmology. Dr Demer's studies focus on the role of the brain and extraocular muscles in the control of eye movements and visual perception. He is also involved in the development of new methods of magnetic resonance imaging of the structure and function of the eye muscles and their nerve connections.

Gary N. Holland, MD, Chief of the Cornea-External Ocular Disease and Uveitis Division, has been appointed as the Vernon O. Underwood Family Professor of Ophthalmology. Dr Holland's research focus is on ocular toxoplasmosis, the most common cause of retinal infections in the general population. Additionally, Dr Holland has been involved in the study of HIV-related eye disease, such as cytomegalovirus retinitis, and was the first to identify its complication from AIDS.

Sherwin J. Isenberg, MD, is the newly appointed Laraine and David Gerber Professor of Ophthalmology at UCLA's Jules Stein Eye Institute. In addition to his work at the Jules Stein Eye Institute, Dr Isenberg is the Chief of the Ophthalmology Division at Harbor-UCLA Medical Center in Torrance. Dr Isenberg's research emphasizes various surgical and medical aspects related to children's eye diseases, including the development of a new instrument that measures the blood gases from the eye. Additionally, he is involved in an ongoing study in Asia, examining the use of Povidone iodine as an effective treatment for bacterial infections.

DIPLOMATE IN LOW-VISION

Melissa W. Chun, OD, Assistant Clinical Professor of Ophthalmology and Director of the Vision Rehabilitation Center at the Jules Stein Eye Institute, received her Diplomate in Low Vision at the American Academy of Optometry held in Tampa, Florida, in December 2004. This recognition is earned through demonstrated proficiency and excellence in the specialized field of low vision rehabilitation. There are fewer than 100 Diplomates in Low Vision worldwide.

DUAG AWARD

The 2004 DUAG Award was presented to **Ralph D. Levinson, MD**, Assistant Professor of Ophthalmology, at the Sixth International Symposium on Uveitis. His publication, “Strong associations between specific HLA-DQ and HLA-DR alleles and the tubulointerstitial nephritis and uveitis syndrome,” co-authored by **Gary N. Holland, MD**, Vernon O. Underwood Family Professor of Ophthalmology and members of the UCLA Immunogenetics Laboratory, won first prize for clinical uveitis research.

FORMER EyeSTAR FELLOW RECEIVES AUPO AWARD

Steven Tsang, MD, PhD, Assistant Professor of Ophthalmology at Columbia University, New York, and former EyeSTAR fellow at the Jules Stein Eye Institute, received the Becker/RPB/AUPO Physician-Scientist Development Award. The announcement was made at the 2005 Association of University Professors of Ophthalmology (AUPO) Annual Meeting. The AUPO grant was established to support the development of outstanding clinicians, and provides a yearly stipend of \$100,000 to support a three-year period of supervised research that integrates didactics studies with laboratory or clinically-based research. Dr Tsang is a recent graduate of the UCLA EyeSTAR program—a six-year program that offers vision science training combined with an ophthalmology residency, leading to an MD, PhD, degree.

THE JULES STEIN EYE INSTITUTE RANKED BEST IN THE WEST

The Jules Stein Eye Institute ranks as the best eye care center in the Western United States for the fifteenth consecutive year, according to a *U.S. News and World Report* survey of board-certified specialists from across the country. Jules Stein Eye Institute has continually ranked among top ophthalmology centers in the country. UCLA Medical Center is also number one in the West and is the only Southern California hospital to earn a spot on the magazine’s “honor roll” rankings during the fifteen years the magazine has conducted the survey.

RESEARCH



DR JOSEPH HORWITZ

Research is a key component of the Institute's academic mission, and a high priority for faculty who have often devoted their life's work to furthering our knowledge of specific vision processes and eye diseases. Major research grants are routinely awarded to this effort each year. In 2004–2005, faculty members received important awards from both public and private organizations. Major new grants and grant renewals will enable faculty to substantially further ongoing vision science investigations that have shown promise. New clinical trials have direct application to some of the country's most common ophthalmic problems.

NATIONAL EYE INSTITUTE GRANTS

An NEI grant was awarded to **Arthur L. Rosenbaum, MD**, Professor of Ophthalmology and Chief of the Pediatric Ophthalmology and Strabismus Division, to support his study of lateral rectus reanimation following sixth nerve palsy. Lesions to the sixth cranial nerve result in selective paralysis of the ipsilateral lateral rectus muscle, which causes convergent strabismus. Symptoms of sixth nerve palsy include loss of horizontal eye control, convergent strabismus, and functional loss of sight in the affected eye. A unique laboratory setting has been developed to study the feasibility of reanimating the lateral rectus muscle using implantable muscle force transducers (MFT). This study is a necessary precursor to the development of an innovative implantable device which may lead to reanimation of lateral rectus tissue and recovery of horizontal eye control. This research is being conducted in collaboration with Jack W. Judy, PhD, from the University of California, Los Angeles and Joel L. Miller, PhD, from Smith-Kettlewell Eye Institute, San Francisco.

Joseph Horwitz, PhD, Oppenheimer Brothers Professor of Ophthalmology, has received an NEI grant renewal to further his study of the alpha-crystallin protein, an important structural component of the eye lens and a critical factor in the development of age-related cataracts. This research has led to two major breakthroughs in the understanding of the role of alpha-crystallin in this disease process.

Postgraduate fellow **Ned C. Van Eps, PhD**, received the Ruth L. Kirschstein National Research Service Award (NRSA) Research Training Fellowship to support his investigation into the structural properties of rhodopsin, a critical factor in the eye's ability to receive light.

THE KARL KIRCHGESSNER FOUNDATION GRANT FOR VISION RESEARCH

Steven Nusinowitz, PhD, Assistant Professor of Ophthalmology, received a vision research grant from The Karl Kirchgessner Foundation to underwrite his basic science investigations in genetic retinal diseases. The funds will be used to advance both basic science and clinical studies of Stargardt disease, an early-onset form of macular degeneration that is caused by mutations in the ABCR gene. Ongoing research at the Institute is aimed at developing a therapeutic intervention that might slow or halt the progression of this disease. Recent studies on a mouse model of Stargardt disease suggest that disrupting the visual cycle with pharmaceutical agents may be a viable strategy for a cure.

NEW CLINICAL TRIALS

Kevin M. Miller, MD, Professor of Clinical Ophthalmology and **Michael D. Olson, OD, PhD**, Assistant Researcher of Ophthalmology are the principal investigators of a multi-center, prospective clinical study evaluating the safety and effectiveness of a HOYA posterior chamber intraocular lens. The study will utilize historical controls. The lens, which has an acrylic optic and PMMA haptics, absorbs ultraviolet and short-wavelength visible blue light, both of which may have a deleterious effect on the retina. Patients will be followed on an outpatient basis for 3 years following surgery.

Anthony J. Aldave, MD, Assistant Professor of Ophthalmology, is conducting a study to identify the gene(s) responsible for posterior polymorphous dystrophy, an inherited corneal endothelial disorder that may result in irreversible corneal swelling and loss of vision. Dr Aldave is also investigating the genetic basis of keratoconus. The objective of this project is to perform linkage analysis on families with multiple members affected with keratoconus, evaluate previously reported genetic loci and identify candidate genes.

Molecular and cytogenetic studies of ocular melanoma are being conducted by **Ben J. Glasgow, MD**, Edith and Lew Wasserman Professor of Ophthalmology; **Lynn K. Gordon, MD, PhD**, Assistant Professor of Ophthalmology; **Bradley Straatsma, MD, JD**, Professor Emeritus of Ophthalmology; and **Tara Young, MD**, Clinical Instructor of Ophthalmology. The goal of this research is to study ocular melanoma tumor tissue, and identify key molecular and genetic features that could help predict those patients who may be at high risk for metastasis. A sample of tumor tissue will be removed at the time of radioactive plaque placement surgery or tumor resection and used for molecular and genetic testing. Patients will be informed of the results and, depending on the outcome, will have increased monitoring to detect metastasis at the earliest possible stage and the opportunity to participate in clinical trials of experimental treatments that might not normally be offered to patients with ocular melanoma.


Robert A. Goldberg, MD, Professor of Ophthalmology, is evaluating the use of the Hydrogel Lacrimal Stent in dacryocystorhinostomy (DCR) surgery. DCR surgery creates an ostium or drainage hole between the tear duct and the nose, bypassing obstructed tear ducts. A stent is inserted following surgery to maintain the ostium. The new lacrimal stent made of Hydrogel, a medical plastic that can absorb more than 90% of its weight in water, absorbs fluid from surrounding tissue to expand to a diameter of approximately 1/5 inch in a spherical fashion. This fluid-absorbing property allows the stent to be inserted small and expand after insertion, thus minimizing scarring within the nasal cavity.

Academic education is multifaceted, ranging from teaching medical students, residents and fellows to leading national conferences. In the course of their educational duties, faculty members mentor, counsel, lecture and demonstrate. They are responsible for hundreds of clinical and scientific publications each year, and entrusted with developing and sharing new approaches to science and medicine that will ultimately result in improved patient care. This year we are proud to introduce two new full-time faculty members. We were saddened by the loss of three important educators who made significant contributions to the Institute throughout their professional careers.

NEW FACULTY

Anurag Gupta, MD was appointed Assistant Professor of Ophthalmology in the Retina Division. Dr Gupta received his medical degree from the University of Miami School of Medicine and completed his residency in ophthalmology at the Jules Stein Eye Institute, after two years at the Manhattan Eye, Ear & Throat Hospital, New York. Upon completing a two-year fellowship in vitreoretinal diseases and surgery at the Jules Stein Eye Institute, Dr Gupta accepted a position as a staff physician, continuing his work in patient care and research. His areas of interest include diabetic retinopathy, macular degeneration, medical photography, persistent macular edema, retinal detachment, and retinopathy of prematurity.

Tara A. Young, MD was appointed Clinical Instructor of Ophthalmology in the Retina Division. Dr Young received her medical degree from the University of Toronto Faculty of Medicine and completed her residency in ophthalmology in the Department of Ophthalmology and Vision Sciences, at the University of Toronto, Canada. After completing a two-year fellowship in vitreoretinal diseases and surgery at the Massachusetts Eye and Ear Infirmary, Harvard Medical School, she accepted a faculty position at the Jules Stein Eye Institute. As a vitreoretinal surgeon, Dr Young manages patients with both medical and surgical diseases of the retina. She also sees patients in the UCLA Ophthalmic Oncology Center for the treatment of uveal melanoma. Her research interests include the study of growth factors in models of retinal disease.



DRS ANURAG GUPTA AND TARA YOUNG

ANNUAL JSEI CLINICAL AND RESEARCH SEMINAR DEDICATED TO THE MEMORY OF THOMAS H. PETTIT, MD

The annual Jules Stein Eye Institute's Clinical and Research Seminar was dedicated to the memory of **Thomas H. Pettit, MD**, former Associate Director of the Jules Stein Eye Institute and First Chief of the Cornea-External Ocular Disease Division, who passed away in March 2005. Mrs. Betty Pettit, along with two daughters Heather Johnson and Dru Beck, and grandsons Duncan Johnson and Olin Beck traveled to the Institute to attend the tribute to Dr Pettit and the Third Thomas H. Pettit Lecture presented by Don O. Kikkawa, MD, Professor of Ophthalmology and Chief of Orbital and Ophthalmic Plastic Surgery at the University of California, San Diego. Dr Kikkawa's lecture was entitled "Multidisciplinary Treatment of Thyroid Orbitopathy."

The event was sponsored by the Department of Ophthalmology Association and featured named lectures and invited guest lectures. The thirty-sixth Jules Stein Lecturer was Edwin M. Stone, MD, PhD, Professor of Ophthalmology at the University of Iowa, whose lecture was entitled "Genetic Testing is the Key to Curing Inherited Blindness." The Third Bradley R. Straatsma Lecturer was Martin Friedlander, MD, PhD, Professor of Cell Biology at the Scripps Research Institute and Chief of the Retina Service at Scripps Clinic, whose lecture was entitled "Stemming Vision Loss with Stem Cells." Also included in the program was a lecture by Mr Dennis Tito, Chairman and Chief Executive Officer, Wilshire Associates, Inc. (First Space Tourist), whose lecture was entitled "Eye Care Issue in Weightlessness." Other invited guests included William Good, MD, Smith-Kettlewell Eye Research Institute; Henry Kawamoto, MD, Clinical Professor of Plastic Surgery, University of California, Los Angeles; and Daniel Schwartz, MD, Associate Professor of Ophthalmology, University of California, San Francisco.



FROM LEFT DRs ROBERT GOLDBERG, THOMAS H. PETTIT LECTURER DON KIKKAWA, BARTLY MONDINO; PETTIT FAMILY MEMBERS MRS HEATHER JOHNSON, DUNCAN JOHNSON, MRS BETTY PETTIT, OLIN BECK, MRS DRU BECK; DRs GARY HOLLAND AND BRADLEY STRAATSMA

EXCELLENCE IN TEACHING

Among the many honors acknowledged at the Clinical and Research Seminar was the Irvine Prize, given in honor of S. Rodman Irvine, MD, a distinguished clinician, teacher, investigator and lecturer. The prize was established in 1990 to recognize excellence among Department of Ophthalmology faculty. **Dean Bok, PhD**, Dolly Green Professor of Ophthalmology and **Leonard Apt, MD**, Professor Emeritus of Ophthalmology and Founding Chief of the Division of Pediatric Ophthalmology, were awarded the honor this year and added to the list of eminent physicians, clinicians and educators who have received the prize.



THIRD-YEAR RESIDENTS PRESENTED DR BRUCE B. BECKER (CENTER) WITH THE 2005 VOLUNTEER TEACHING AWARD.

Senior Honor Awards were presented to four faculty members who have been members of the UCLA Department of Ophthalmology for at least 25 years and have a long record of service to the teaching programs of UCLA and its affiliated hospitals. The recipients of the award for 2005 were volunteer faculty members **Thomas A. Hanscom, MD**; **David S. Katzin, MD**; **Alan L. Shabo, MD**; **Hector L. Sulit, MD**.

The Faculty Teaching Award was developed in 1995 to recognize a faculty member for an outstanding job as teacher and mentor to the residents with contributions extending over and above the call of duty of a full-time faculty member. This year the JSEI third year residents presented the award to **Bruce B. Becker, MD**, Clinical Professor of Ophthalmology. This is the second award for Dr Becker who was recognized as an outstanding teacher in 1995.

IN MEMORIAM

Thomas H. Pettit, MD, was a beloved teacher and highly respected clinician during three decades of service to the UCLA Department of Ophthalmology and Jules Stein Eye Institute. He passed away in Utah, on March 10, 2005, after a long illness.

In 1963, Dr Pettit was recruited to join the full-time faculty of the Division of Ophthalmology at UCLA, when clinical and office space was still in the main hospital building. During his early years at UCLA, he helped to design the clinical facilities of the new Jules Stein Eye Institute that opened in 1966. He was first Chief of the Cornea-External Ocular Disease Division, and served as Associate Director of the institute from 1971 until he retired in 1991.

Dr Pettit made important contributions to the field of ophthalmology throughout his career. He published key papers dealing with herpetic eye disease, candidal endophthalmitis, and lamellar keratoplasty. Among his many professional appointments, he was a Director of the American Board of Ophthalmology and a member of the Board of Trustees of the Carrie Estelle Doheny Eye Foundation.


Dr Pettit is best remembered as a dedicated teacher and as a consummate clinician and surgeon. In recognition of these attributes, he was the first recipient of the S. Rodman Irvine Prize, which is awarded to a UCLA Department of Ophthalmology faculty member whose professional actions represent the finest in doctor-patient and doctor-student relationships.

Robert Y Foos, MD, 40-year member of the Department of Pathology and Laboratory Medicine and 30-year Director of the Pathology Laboratory at Jules Stein Eye Institute, succumbed to prostate cancer at the age of 82 at his home in Beverly Glen, California.


Born in 1922 in Philadelphia, Pennsylvania, he enlisted in the US Army 11 months before the December 1941 attack on Pearl Harbor, and was discharged six years later as a Captain in the Army Air Corps. After leaving military service, he earned a DVM degree at the Davis campus of the University of California, and subsequently practiced general veterinary medicine for six years in the California high desert. He then earned an MD degree at UCLA, where he was member of the faculty of the Department of Pathology until retirement in 1993. Upon completion of his residency he was called upon to fill a vacancy in the ocular pathology program at the Jules Stein Eye Institute, where he served as program Director until retirement.

As an academic pathologist, Dr Foos' interest spanned the spectrum of diseases affecting the eye. His research program was supported by grants from the National Institute of Health for 28 years. The program's major contributions were in detailed clinicopathologic correlation of developmental, inflammatory, aging, and neoplastic diseases of the eye, notably of the neuro-sensory retina. Following his retirement he assembled this work into what he labeled as his *Magnum opus*: a two volume atlas-textbook treatise entitled "System of Ocular Pathology," which he described as his 'legacy to medicine.'

Institute faculty and staff were saddened by the passing of **Forrest E. Hull, MD**, on October 6, 2004. He was 93 years old. Dr Hull was on the clinical faculty of the Department of Ophthalmology at the University of California, Los Angeles, since his appointment in 1954. Throughout his association, he regularly contributed to medical student teaching and postdoctoral instruction in the Department of Ophthalmology, and was among the distinguished faculty members to receive the prestigious Senior Honor Award for over 25 years of meritorious service to the Department's academic programs.



DR THOMAS PETTIT



DR ROBERT FOOS



DR FORREST HULL

PHILANTHROPY

Private philanthropy is the cornerstone of the Institute's recognized position as an international leader in ophthalmology. Generous gifts from individuals, corporations and foundations provide the extra measure of support that enables the Institute to consistently record noteworthy achievements in research, education and patient care. This year, philanthropic gifts to the Institute were highlighted by a significant endowment from Wendy and Theo Kolokotronis that will create a professorship in comprehensive ophthalmology. The Center for Keratoconus established a fund to study the causes and treatment options for keratoconus, and a generous endowment from Mrs. Jeanne A. Rappaport will create a Fellowship in Retina/Oncology.

KOLOKOTRONIS CHAIR IN OPHTHALMOLOGY

Wendy and Theo Kolokotronis established the Kolokotronis Chair in Ophthalmology with a \$1-million gift. This endowment will support the teaching and research of a cataract surgeon and scientist who has national and international recognition, thus advancing this important field. Currently, cataract is the most common blinding condition in the world, and corrective surgery is the only treatment option.

Theo, a graduate of the University of Chicago and the Harvard Business School, is President and co-founder of PRIMECAP Management Company. In January 2004, he was chosen as one of the 2003 Domestic Stock Managers of the Year by the Morningstar Global Investment Research Firm. Wendy is a graduate of the University of Chicago and is on the Board of Directors for the Union Station Foundation, an organization dedicated to helping poor and homeless residents of Pasadena to rebuild their lives. Theo and Wendy have two children, Tom and Mark, both graduates of Harvard University. The couple has been a loyal supporter of the Jules Stein Eye Institute since 1994.

FUNDING KERATOCONUS RESEARCH

The Center for Keratoconus, located in Santa Rosa, California, has established a fund at the Jules Stein Eye Institute to underwrite research initiatives to study the causes and treatment options for keratoconus, a progressive eye disease that is characterized by a thinning and steepening of the cornea. Currently, there is no known cure for this disease and, because it begins as nearsightedness and astigmatism, many are unaware they have it during the early stages. Initial funds from the Center will underwrite two investigations and purchase much-needed equipment.

Founded in 1999 by Robert Gavin, a former actor from ABC's hit show *Land of the Lost*, the Center for Keratoconus was created to address the need for increased public awareness and understanding of this condition, which affects as many as 300,000 people in the United States.

As a world renowned center for vision science, JSEI has attained this distinction in large part through the generosity of its many dedicated friends. Thank you to all of our donors for your continuing support in our mission to preserve sight and prevent blindness.

MAJOR GIFTS OVER \$50,000

Alcon Research Institute
Allergan Inc.
Bruce Ford and Anne Smith Bundy
Foundation
Stella and Daniel Hering
Ernest G. Herman
Jane B. Valley Estate and Family
Jules and Doris Stein UCLA Support Group
Toru Maeda (of Nagoya, Japan and
Santa Monica, California)
Jeanne A. Rappaport
Research to Prevent Blindness, Inc.
Stotter Revocable Trust
Foundation Fighting Blindness
The Karl Kirchgessner Foundation
The Louis and Harold Price Foundation, Inc.
Wilbur May Foundation
Thelma I. and William F. Brand Trust



MRS JEANNE RAPPAPORT

FREDERIC G. RAPPAPORT FELLOWSHIP

Mrs Jeanne A. Rappaport has established the Frederic G. Rappaport Endowed Fellowship in Retina/Oncology as a memorial to honor her son, Frederic. In creating this fellowship, Mrs Rappaport was encouraged by her brother, **Leonard Apt, MD**, Professor Emeritus of Ophthalmology and Founding Chief of the Division of Pediatric Ophthalmology. Recipients of this fellowship will have a commitment to study retinal abnormalities and neoplasms of the eye.

Mrs. Rappaport, a native of Philadelphia, has been a Brentwood resident for 40 years. She has had a successful career in real estate development in California and Texas. A supporter of many charities, she is a major contributor to the theatre, music, humanities, and sports both in the community and at UCLA. Fred, following graduation from college, also pursued a career in real estate as well as investments and banking in California and Texas. Tragically, he succumbed to an ocular malignancy in the prime of life.

With her meaningful gift, Mrs. Rappaport is hopeful that the recipient will have the interest and time to engage in clinical or research studies to advance our knowledge in the management of eye malignancies. Providing specialized training in retinal disease and neoplasms affecting the eye is integral to the Jules Stein Eye Institute's Ophthalmic Oncology Center. Mrs Rappaport's foresight and generosity will further promote our educational and research activities in this important area of medicine. The Rappaport Fellowship will result in the highest quality of care for our patients.

PRICE FOUNDATION MATCHING PROGRAM FOR RETINA RESEARCH

The Louis & Harold Price Foundation, Inc., has announced a matching program to increase funds for retina research at the Jules Stein Eye Institute. Throughout the four year period from 2005 through 2008, the Price Foundation will match, up to \$25,000 annually, donations directed to the Retina Research Fund. This will promote ongoing studies including research on retinal vascular diseases and macular degeneration.

The Price Foundation has been a committed supporter of the Institute since 1974. In addition to the Retina Research Fund, The Foundation's generous contributions have established the Harold and Pauline Price Fellowship and the Harold and Pauline Price Term Endowed Chair.



INSTITUTE FACULTY WELCOME MEMBERS OF THE PRICE FOUNDATION: (FROM LEFT) DR BRADLEY STRAATSMA; TIM JONES, PRICE FOUNDATION PRESIDENT; DR STEVEN SCHWARTZ; GEORGE ASCH; LINDA HERBST, DAUGHTER OF THE LATE HAROLD AND PAULINE PRICE, AND HER HUSBAND CLANCY; LISA BESHKOV, GRANDDAUGHTER; DR CHARLES MANGO, PRICE FELLOW; DR BARTLY MONDINO

BENEFACTORS VISIT JSEI

Members of the Jules Stein Eye Institute gathered to honor **Ernest G. Herman** for his notable philanthropic contributions to vision science. Mr. Herman has been a loyal donor for over 25 years, and has supported various research and training programs in both the Retina, and Pediatric Ophthalmology and Strabismus Divisions.



JSEI BOARD OF TRUSTEES MEMBER MR GERALD OPPENHEIMER AND JSEI FOUNDING DIRECTOR DR BRADLEY STRAATSMA WITH ERNEST G. HERMAN

The granddaughters of Lee and Mae Sherman visited the Institute to meet the Lee and Mae Sherman Fellow, **Joanna Lumba, MD**. For nearly 40 years, members of the Sherman family have generously supported the Jules Stein Eye Institute, including Tracy and Courtney's father, Bob, who established the fellowship endowment in 1971.



COURTNEY SHERMAN (LEFT) AND HER SISTER TRACY SHERMAN (RIGHT) MEET DR JOANNA LUMBA (CENTER), THE LEE AND MAE SHERMAN FELLOW.

IN MEMORIAM

Institute faculty and staff were saddened with the passing of **Sue P. Cummings** on March 25, 2005. Mrs Cummings and her late husband Theodore, former U.S. Ambassador to Austria, were dedicated supporters of the Jules Stein Eye Institute for over four decades. In addition, the couple supported numerous medical and arts organizations throughout Los Angeles.

Sue was the founder of Friends of Youth and was an active volunteer and donor to the Red Cross. She was appointed to the Commission for the National Heart, Lung and Blood Advisory Council in Washington, D.C. under President Reagan. Together the Cummings founded a chain of supermarkets including Food Giant Markets and Unimart, the predecessor to current day discount superstores.

JSEI AFFILIATES

Impressive 2005 Results Posted for JSEI Affiliates Community Outreach Programs

The JSEI Affiliates, a broad-based volunteer network established in 1990 “to support the programs of the Jules Stein Eye Institute,” is responsible for diverse and far-reaching projects to promote vision education and patient care in schools and in the Los Angeles community. We are proud to share the following updates from our most successful community outreach and patient services programs listed below.

COMMUNITY OUTREACH PROGRAMS

Preschool Vision Screening (PSVS)

Dr Leonard Apt, Professor Emeritus and Affiliates Board Member, evaluated the PSVS program and introduced a newly enhanced format in May 2005. Volunteers, under the supervision of a retired optometrist, visited local preschools to screen children from age 3½ to 5. The team used a variety of tests designed specifically for preschoolers to screen for simple refractive errors and eye muscle problems.

VISION In-School (VIS)

Volunteers visited grades four through six throughout Greater Los Angeles, presenting a fun, interactive program that covered eye anatomy and eye problems. They also emphasized eye safety and injury prevention in hopes of inspiring children to protect their precious gift of vision. In the United States, eye injuries are the leading cause of blindness in children.

Vision Screenings—Big Sunday and Camp Planet Hope

Big Sunday

On Sunday, May 15, 2005, the JSEI Affiliates successfully participated in “Big Sunday,” a huge, citywide day of philanthropy benefiting the people of Los Angeles. UCLA’s Mobile Eye Clinic conducted free vision screenings for those in need with the assistance of the JSEI Affiliates.

Camp Planet Hope

In conjunction with the UCLA Mobile Eye Clinic, this five-day summer experience was hosted for children from various homeless shelters. On the Camp’s ‘Health Fair Day,’ a team of volunteers provided eye screenings. Of the 102 youngsters seen, five needed a more detailed exam, which was provided by the volunteer doctors.



JULIO ALVAREZ, AFFILIATES VOLUNTEER, ADMINISTERS THE “COVER TEST” FOR THE PRESENCE OF STRABISMUS



VIS VOLUNTEER MARCIA LLOYD TEACHES EYE ANATOMY AND SAFETY TO LOCAL ELEMENTARY STUDENTS

PATIENT PROGRAMS

Make Surgery Bearable

The Make Surgery Bearable program provides plush “Dr Teddy MD” teddy bears to each and every pediatric patient undergoing eye surgery at the Jules Stein Eye Institute. They are small tokens but go a long way to help children feel secure during a frightening time. Funds for the teddy bears are raised in a variety of ways, including the JSEI Affiliates annual holiday and Mothers Day drives. Sponsorships are also available year-round to honor a loved one or celebrate a special occasion.

Shared Vision

The Shared Vision program collects and recycles donated eyeglasses for those in need. Most of the glasses are donated to clinic missions in Mexico and other developing nations. Many are distributed to Jules Stein Eye Institute faculty and staff members who travel abroad to conduct specialized clinics, and some, especially pediatric frames, are utilized by the Jules Stein Eye Institute Mobile Eye Clinic that conducts vision screenings in low-income areas throughout Southern California.



DR TEDDY GETS A HUG FROM A SPECIAL FRIEND



VOLUNTEERS FROM THE UCLA CHAPTER OF DELTA GAMMA SORORITY COLLECT DONATED EYEGLASSES AS PART OF A SHARED VISION COLLECTION DRIVE

JULES AND DORIS STEIN UCLA SUPPORT GROUP

The Jules Stein Eye Institute is grateful to have the commitment and involvement of the Jules and Doris Stein UCLA Support Group. Founded in 1985 as an independent organization with funding from the Stein estate, the Support Group continues to be a major contributor to research projects and initiatives and, in particular, enables the Institute to purchase much-needed new medical equipment.

The diverse and far-reaching activities of the Jules and Doris Stein UCLA Support Group provide a critical infrastructure for the Institute and assist in advancing vision science, education, and patient care programs.

The Jules and Doris Stein UCLA Support Group will spearhead the fundraising efforts for the new Edie and Lew Wasserman Eye Research Center. The Group also sponsors the activities of the JSEI Affiliates, an auxiliary group dedicated to providing the best possible vision for each person.



ARTIST'S RENDERING OF THE NEW EDIE AND LEW WASSERMAN EYE RESEARCH CENTER.

A NEW VISION FOR THE FUTURE

The Edie and Lew Wasserman Eye Research Center at UCLA will be situated opposite the Doris Stein Eye Research Center, forming the northern cornerstone of Stein Plaza. Construction will commence, once the future home of Ronald Reagan UCLA Medical Center opens in 2007.

The Wasserman Center will be devoted to eye care, research, and synergistic programs between JSEI and other departments within the David Geffen School of Medicine at UCLA. Bartly Mondino, MD, Director of JSEI, states, "This new center is our number-one priority. It will enable our faculty to expand and strengthen significantly their research and clinical care programs, dramatically changing the way we diagnose, treat, cure, and prevent eye diseases."

For more than 40 years, Edie Wasserman and the late Lew Wasserman have been generous benefactors of JSEI, and the architecturally distinctive and technologically advanced Wasserman Center will honor their lifelong commitment to blindness prevention.