

EYE

UCLA STEIN EYE INSTITUTE
VISION-SCIENCE CAMPUS



EYE MAGAZINE

is a publication of the
UCLA Stein Eye Institute

DIRECTOR

Bartly J. Mondino, MD

MANAGING EDITOR

Tina-Marie Gauthier
c/o Stein Eye Institute
100 Stein Plaza, UCLA
Los Angeles, California 90095-7000
Tina@EyeCiteEditing.com

PUBLICATION COMMITTEE

Anthony C. Arnold, MD
Kevin M. Miller, MD
Alapakkam P. Sampath, PhD
Alfredo A. Sadun, MD, PhD
M. Gail Summers

CONTRIBUTING STAFF

Sarah Johnson
Kara Mondino

WRITER

Dan Gordon

PHOTOGRAPHY

Reed Hutchinson

DESIGN

Robin Weisz Design

©2019, by The Regents of the
University of California.

All rights reserved.

The Stein Eye Institute is a proud
affiliate of the Doheny Eye Institute.



LETTER FROM THE CHAIR

March was Women's History Month, an annual event that highlights the work and achievements of women.

Women & Philanthropy at UCLA marked the occasion by paying tribute to women's support and leadership at UCLA, and how they are lighting the way for others. The event honored some of the most impactful women in our community, including the leadership embodied by Dr. Anne Coleman and Dr. Lynn Gordon, faculty members in the UCLA Department of Ophthalmology.

In this issue of *EYE Magazine*, we celebrate the contributions and influence of our female faculty and alumni, including Dr. Bronwyn Bateman on receiving the Maumenee Medal for prevention of blindness and distinguished service with ophthalmologists in the Western Hemisphere; Dr. JoAnn Giaconi and Dr. Stacy Pineles, who have been appointed to leadership positions with the Association of University Professors of Ophthalmology. We also mourn the passing of Dr. Patricia Bath, one of our first female faculty members and a trailblazer who strived to bring comprehensive vision care to underserved communities.

Our female colleagues and friends have been instrumental in the Institute's success. I thank them—and their male counterparts—for their continued support and achievement in the preservation and restoration of sight.

Sincerely,

A handwritten signature in blue ink that reads "Bartly J. Mondino". The signature is written in a cursive, flowing style.

Bartly J. Mondino, MD

Bradley R. Straatsma, MD, Endowed Chair in Ophthalmology
Director, Stein Eye Institute
Chair, UCLA Department of Ophthalmology
Affiliation Chair, Doheny Eye Institute

FEATURES



Shaping the Future and Inspiring Others: Women in the UCLA Department of Ophthalmology

Trailblazers, groundbreakers, and mentors—our notable female faculty and alumni are creating pathways for future generations.

PAGE 2

RESEARCH FOCUS:

Charting a Path Toward Better Measures for New Uveitis Treatments

Workshop lays groundwork for changing the way the FDA evaluates drugs, with the possibility of ultimately saving the vision of thousands of people in the future.

PAGE 8



FOCUS

PHILANTHROPY

Advancing Knowledge in Orbital and Ophthalmic Plastic Surgery 11

Dr. Robert Goldberg Receives the Bert O. Levy Endowed Chair in Orbital and Ophthalmic Plastic Surgery.

COMMUNITY OUTREACH

UCLA Health Goes Dodger Blue! 13

UCLA Mobile Eye Clinic hits a home run providing eye health services at Dodger Stadium.

INSTITUTE NEWS

Reception Honors Dr. Sherwin Isenberg and Dr. Ralph Levinson 14

After more than 60 combined years, retiring faculty members are celebrated for their work to preserve and restore sight.

On the cover: Beyond the glass and light-filled atrium of the Edie & Lew Wasserman Building stands the Jules Stein Building.

Photo: Robin Weisz

FALL 2019 VOLUME 37 NUMBER 2

EYE

UCLA STEIN EYE INSTITUTE
VISION-SCIENCE CAMPUS

INSTITUTE NEWS 15-16

Stein and Doheny Celebrate Five-Year Milestone

Leaders in Academic Ophthalmology: Drs. JoAnn Giaconi and Stacy Pineles

New Faculty Appointments

Awards and Honors

In Memoriam: Dr. Patricia Bath

EDUCATION 17-20

Glaucoma Division Joint Retreat

Comprehensive Ophthalmology Review Course

Basic and Advanced Cataract Training

Summit on Inherited Retinal Dystrophies

Pacific Retina Club

International Retinal Imaging Symposium

Clinical and Research Seminar

2019 Resident and Fellow Graduation

Outgoing Residents and Fellows

Incoming Residents and Fellows

ALUMNI BULLETIN 21

Drs. Bateman and Straatsma Honored for Global Leadership

Save the Date: Stein and Doheny Alumni Reception



**“If you want to do well
in science—do science.”**

Debora B. Farber, PhD, DPhhc, one of the earliest faculty members in the UCLA Department of Ophthalmology; first female co-chief of the Vision Science Division; award-winning researcher; and inspiration to young women who have aspirations of becoming vision scientists.

Shaping the Future

and Inspiring Others

WOMEN IN THE UCLA DEPARTMENT OF OPHTHALMOLOGY



One of the nation's leading glaucoma experts, Anne L. Coleman, MD, PhD, The Fran and Ray Stark Foundation Chair in Ophthalmology, is the first female president-elect of the American Academy of Ophthalmology and the first female vice chair of the UCLA Department of Ophthalmology. Past president of Women in Ophthalmology, Dr. Coleman was also the first woman elected to the National Academy of Medicine.

To learn more about the various ways you can support the Stein Eye Institute and Women & Philanthropy at UCLA, please contact Gail Summers, Director of Development, at 310-206-9701 or Melissa Effron, Director, Women & Philanthropy, at 310-794-2389.

Women & Philanthropy commemorated 25 years of women's support and leadership at a June 19, 2019, luncheon at the UCLA Meyer and Renee Luskin Conference Center. The event, which also highlighted the University's Centennial, paid homage to the contributions and achievements of some of the most impactful women in our community, including some notable "firsts" from our very own UCLA Department of Ophthalmology faculty members **Anne L. Coleman, MD, PhD** and **Lynn K. Gordon, MD, PhD**.

We salute Drs. Coleman and Gordon, as well as all the women of the UCLA Department of Ophthalmology who have each forged ahead in science and medicine to become leaders in the field of eye health. Our notable female faculty and alumni include trailblazers, groundbreakers, and mentors—inspiring women who are creating pathways for future generations. We thank all for their outstanding professional achievement and their commitment to improve and preserve vision.



Lynn K. Gordon, MD, PhD, Vernon O. Underwood Family Chair in Ophthalmology, is the senior associate dean for academic diversity at the David Geffen School of Medicine at UCLA, past president of the California Association of Eye Physicians and Surgeons, past president of Women in Ophthalmology, and the first female chair of the American Academy of Ophthalmology Council.

UCLA Stein Eye Institute

BOARD OF TRUSTEES

Andrea L. Rich, PhD (2006–2014)
Doris Stein (1981–1984)
Katrina vanden Heuvel (1984–present)
Marissa Goldberg (Observer: 2015–present)

ASSOCIATE DIRECTOR

Debora B. Farber, PhD, DPhhc
(1994–2004)

EXECUTIVE COMMITTEE MEMBERS

Anne L. Coleman, MD, PhD (2010–present)
Debora B. Farber, PhD, DPhhc (1994–2003)

MEMBERS AND ASSOCIATE MEMBERS (1966–PRESENT)

J. Bronwyn Bateman, MD
Anne L. Coleman, MD, PhD
Sophie X. Deng, MD, PhD
Debora B. Farber, PhD, DPhhc
JoAnn A. Giaconi, MD
Christine R. Gonzales, MD
Lynn K. Gordon, MD, PhD
Tara A. McCannel, MD, PhD
Roberta H. Meyers-Elliott, PhD, MBA
Stacy L. Pineles, MD
Roxana A. Radu, MD
Irena Tsui, MD
Xian-Jie Yang, PhD

ALUMNI ASSOCIATION

Current Officers

J. Bronwyn Bateman, MD, President
Stacy L. Pineles, MD, Secretary-Treasurer

Past Presidents

Kathryn M. Gardner, MD (2006–2008)
Lynn K. Gordon, MD, PhD (1999–2000)

CLINICAL AND RESEARCH SEMINAR

Jules Stein Lecturer

1994 Irene Hussels Maumenee, MD

Bradley R. Straatsma Lecturers

2008 Catherine Bowes Rickman, PhD
2014 Lois E. H. Smith, MD, PhD

Thomas H. Pettit Lecturers

2003 J. Bronwyn Bateman, MD
2014 Amani A. Fawzi, MD

UCLA Department of Ophthalmology

VICE CHAIR

Anne L. Coleman, MD, PhD
(2010–present)

DIVISIONS AND DIVISION CHIEFS

Vision Science Division

Debora B. Farber, PhD, DPhhc, Co-Chief,
(1994–2004)

Ophthalmology Section, Department of Veterans Affairs, Greater Los Angeles Healthcare System in West Los Angeles

JoAnn A. Giaconi, MD, Chief,
(2010–present)

Lynn K. Gordon, MD, PhD, Chief,
(1999–2009)



JoAnn A. Giaconi, MD, chief of the
Ophthalmology Section at the Greater
Los Angeles VA Healthcare System

FACULTY

J. Bronwyn Bateman, MD
Patricia E. Bath, MD
Anne L. Coleman, MD, PhD
Sophie X. Deng, MD, PhD
Debora B. Farber, PhD, DPhhc
JoAnn A. Giaconi, MD
Christine R. Gonzales, MD
Lynn K. Gordon, MD, PhD
Tara A. McCannel, MD, PhD
Roberta H. Meyers-Elliott, PhD, MBA
Stacy L. Pineles, MD
Roxana A. Radu, MD
Irena Tsui, MD
Xian-Jie Yang, PhD

RESIDENTS

Christine C. Annunziata, MD (2003–2006)
J. Bronwyn Bateman, MD (1975–1978)
Rebekah A. Braslow, MD (1988–1991)
Michelle T. Britt, MD (2000–2003)
Constance M. Calogieris, MD (1967–1970)
Almira W. Cann, MD, PhD (1982–1985)
Carole A. Casteen, MD (1983–1986)
Vicki K. Chan, MD (2007–2010)
Heather S. Chang, MD (2007–2010)
Melinda Chang, MD (2012–2015)
Candice S. Chen, MD (2003–2006)
Jenny Chen, MD (2013–2016)
Xuejing Chen, MD (2013–2016)
Tina M. Chou, MD (1994–1997)
Emma L. Clay, MD (2003–2006)
Kimberly Drenser, MD, PhD (2000–2003)
Lauren Eckstein, MD, PhD (2005–2008)
Juliet Essilfie, MD (2015–2018)
Amani A. Fawzi, MD (2001–2004)
Doreen T. Fazio, MD (1979–1982)
Melinda Fry, MD (2014–2017)
Kathryn M. Gardner, MD (1980–1983)
Carrie E. Golden-Brenner, MD (1984–1987)
Lynn K. Gordon, MD, PhD (1985–1988)
Karen T. Graham, MD (1993–1996)

UCLA WOMEN_{IN} OPHTHALMOLOGY

Jeanna M. Hoyt, MD (1993–1996)
 Wanda Hu, MD (2010–2013)
 Jennifer Huang, MD (2008–2011)
 Crystal Hung, MD (2010–2013)
 Batool Jafri, MD (1999–2002)
 Wei Jiang, MD (2002–2005)
 Anisha J. Judge, MD (1992–1995)
 Dana A. Jungschaffer, MD (1992–1995)
 Diana Katsman, MD, PhD (2009–2016)
 Monica R. Khitri, MD (2007–2010)
 Dorothy P. Khong, MD (2003–2006)
 Alisa Kim, MD (2001–2004)
 Hanna Y. Kim, MD (2009–2012)
 Helen Lee Kornman, MD, PhD (2007–2013)
 Tina Ku, MD (2011–2014)
 Magdalena K. Kula, MD (2003–2006)
 Margaret S. Lanard, MD (1967–1970)
 Gina Y. Lee, MD (2007–2010)
 Janet Lee, MD (2014–2017)
 Sandy Y. Lee, MD (1998–2001)
 Yoon Lee, MD (2019–2022)
 Tamara Lee Lenis, MD (2014–2020)
 Annie Lim, MD (2008–2011)
 Michele C. Lim, MD (1996–1999)
 Christine Lin, MD (2011–2014)
 Patty Lin, MD (2004–2007)
 Wenjing Liu, MD (2012–2015)
 Laurie C. McCall, MD (1987–1990)
 Jill Anne W. McCarty, MD, PhD (1989–1992)
 Joan E. McFarland, MD (1982–1985)
 Marjorie A. Mosier, MD (1971–1974)
 Sarah M. Nehls-Rikkens, MD (2000–2003)
 Mitra Nejad, MD (2013–2016)
 Julia Nemiroff, MD (2013–2016)
 Bao-Thu Nguyen, MD (1996–1999)
 Chan Nguyen, MD, PhD (2010–2013)
 Beata A. Nickel, MD, PhD (1993–1996)
 Olivia C. Ong, MD (1998–2001)
 Yvonne Ou, MD (2005–2008)
 Vicky Pai, MD (2008–2011)
 Bobbie L. Parwar, MD (1999–2002)
 Anh Pham, MD, PhD (2015–2021)
 T. Mai Phan, MD (1985–1988)
 Stacy L. Pineles, MD (2005–2008)
 Shan M. Pradhan, MD (2003–2004)
 Polly A. Quiram, MD, PhD (2002–2005)
 Susan S. Ransome, MD (1992–1995)
 Lina Rodriguez, MD (2012–2015)
 Teresa O. Rosales, MD (1977–1980)
 Tanvi M. Shah, MD (2006–2009)
 Meryl L. Shapiro-Tuchin, MD (1993–1996)
 Amelia Sheh, MD (2008–2011)
 Lucy Shen, MD (2005–2008)
 Lynn Shi, MD (2019–2022)

Karen Shih, MD (2005–2008)
 Tien-An Y. Shih, MD (2004–2007)
 Grace S. Shin, MD (1991–1994)
 Rona Z. Silkiss, MD, FACS (1983–1986)
 Claire Smith, MD (2019–2022)
 Mi-Kyoung Song, MD (1995–1998)
 Sharon N. Spooner-Dailey, MD (1981–1984)
 Rena A. Stathacopoulos, MD (1989–1991)
 Michel Sun, MD, PhD (2017–2022)
 Tania Tai, MD (2006–2009)
 Erika Tanaka, MD (2015–2018)
 Vivien M. Tham, MD (1997–2000)
 Anitra Thomas, MD (2011–2014)
 Victoria Tseng, MD, PhD (2013–2019)
 Neeta Varshney, MD (2010–2013)
 Irene Voo, MD (2000–2003)
 Elaine Wang, MD (2015–2018)
 Nancy S. Wang, MD (1988–1991)
 Qing Wang, MD, PhD (2015–2020)
 Joanne C. Wen, MD (2009–2012)
 Alison Wong, MD (2000–2003)
 Wendy Wootton, MD (1985–1988)
 Dawn Yang, MD (2011–2014)
 Tien-An Y. Yang, MD (2004–2007)
 Barbara S. Yates, MD (2007–2009)
 Andrea Yonge, MD (2018–2021)
 Le Yu, MD (2007–2010)
 Madeline Yung, MD (2019–2022)
 Eva Zemplenyi, MD (1984–1987)
 Xiaoyan Zhang, MD, PhD (1998–2001)

EyeSTAR Specialty Training and Advanced Research Residents

Sarah Cheng, MD (2018–2024)
 Erika Ellis, MD (2019–2024)
 Diana Katsman, MD, PhD (2009–2016)
 Helen Lee Kornman, MD, PhD (2007–2013)
 Tamara Lee Lenis, MD (2014–2020)
 Anh Pham, MD, PhD (2015–2021)
 Michel Sun, MD, PhD (2017–2022)
 Victoria Tseng, MD, PhD (2013–2019)
 Qing Wang, MD, PhD (2015–2020)

CLINICAL FELLOWS

Salwa Abdel-Aziz, MD (2015–2016)
 Amy L. Aiello-Leverant, MD (1993–1994)
 Sara Akbari, MD (2011–2012)
 Michelle C. Banks, MD (2001–2002)
 J. Bronwyn Bateman, MD (1978–1978)
 Katherine L. Bergwerk, MD (1997–1999)
 Meghan Berkenstock, MD (2015–2016)
 Shauna Berry, OD (2017–2018)
 Betsy E. Blechman, MD (1982–1982)
 Cynthia A. Boxrud, MD (1992–1993)
 Michelle T. Britt, MD (2003–2004)
 Kristin Carter, MD (1996–1997)



J. Bronwyn Bateman, MD, UCLA alumna, faculty member, and philanthropist, has been recognized globally for her work and service. In addition to her many achievements, Dr. Bateman was the first woman president of the Association of University Professors of Ophthalmology and the first woman chair of the University of Colorado Department of Ophthalmology.

Bora Chae, MD (2016–2017)
 Vicki K. Chan, MD (2010–2011)
 Mary R. Chang, MD (1995–1996)
 Melinda Chang, MD (2015–2017)
 Shirley H. L. Chang, MD (1996–1997)
 Shu-Hong “Holly” Chang, MD (2009–2011)
 Ying-Chun Ellin Chen, OD (2009–2009)
 Janine L. Chin, OD (2000–2001)
 Tina M. Chou, MD (1997–1998)
 Juliet E. Chung, MD (2008–2009)
 Marisa Y. Chung, OD (2007–2008)
 Liza Cohen, MD (2019–2021)
 Linda L. Cooper, MD, MSc, CM, FRCS (1995–1996)
 Tina Damarjian, MD (2015–2016)
 Kimberly D. Davis, MD (2004–2005)
 Lindsay De Andrade (2018–2019)
 Sophie X. Deng, MD, PhD (2005–2006)
 Priya V. Desai, MD (2007–2008)
 Minh-Phoung Doan, MD (2005–2006)
 Ronit Englanoff, MD (1994–1995)
 Ella G. Faktorovich, MD (1996–1998)
 Doreen T. Fazio, MD (1982–1983)
 Rachel Feit-Leichman, MD (2009–2010)
 Julie Forister, OD (2006–2007)
 Laura E. Fox, MD (1979–1980)
 Maria L. Garai, MD (1968–1969)
 Kathryn M. Gardner, MD (1983–1984)
 JoAnn A. Giaconi, MD (2003–2004)
 Annette Giangiacomo, MD (2005–2006)
 Bahareh Golbahar, OD (2002–2003)

Stacia H. Goldey, MD (1993–1994)
Christine R. Gonzales, MD (1999–2001)
Lynn K. Gordon, MD, PhD (1988–1989)
Satvinder Gujral, MD (2003–2004)
Lisabeth S. Hall, MD (1996–1997)
Sharon Ho, OD (1999–2000)
Annie Hu, OD (2002–2003)
Jennifer S. Huang, MD (2011–2012)
An Huynh, MD (2016–2017)
Saradha Iragavarapu, MD (2013–2014)
Renu Jivrajka, MD (2013–2014)
Larisa Johnson, OD (1998–1999)
Veronique H. Jotterand, MD (1986–1987)
Jennie Kageyama, OD (1999–2000)
Anna Kim, MD (2014–2015)
Julie A. King, MD (2004–2005)
Nikisha Kothari, MD (2017–2019)
Alla Kukuyev, MD (2011–2012)
Kristina Kurbanyan, MD (2010–2011)
Jessica K. Laursen, MD (2010–2011)
Gina Y. Lee, MD (2010–2011)
Sandy Y. Lee, MD (2001–2003)
Sharon Y. H. Lee, OD (2009–2010)
Erin Lessner, MD (2014–2016)
Tina G. Li, MD (2000–2002)
Lucious Lim, MD (1993–1994)
Wenjing Liu, MD (2015–2017)
Jane V. Loman, MD (2006–2007)
Joanna D. Lumba, MD (2004–2005)
Lydia Matkovich, MD (1995–1996)
Laurie C. McCall, MD (1991–1992)
Joan E. McFarland, MD (1985–1986)
M. Polly McKinstry, MD (1985–1986)
Althea B. Molarte, MD, FACS (1988–1989)
Marjorie A. Mosier, MD (1975–1976)
Michelle Munoz, MD (1985–1986)
Lien H. Nguyen, MD (1998–2000)
My Hanh Nguyen, MD (2007–2008)
Tieu Vy Nguyen, MD (2019–2020)
Julie K. Nishimura, MD (2000–2001)
Ghazala O’Keefe, MD (2014–2015)
Theresa D. O’Neal, MD (1992–1993)
Erica Oltra, MD (2013–2014)
Carolyn K. Pan, MD (2011–2013)
Jennifer Pan, MD (2018–2019)

Hee-Jung Park, MD (2008–2009)
Alpa S. Patel, MD (2000–2001)
Christine Petersen, MD (2018–2019)
Vivian Phan, OD (2011–2012)
Stacy L. Pineles, MD (2008–2009)
Adriana Ramirez, MD (2010–2012)
Alena Reznik, MD (2013–2014)
Elizabeth R. Richter, MD, PhD (2014–2016)
Grace Richter, MD (2014–2015)
Teresa O. Rosales, MD (1980–1981)
Susannah G. Rowe, MD, MPH (1997–1999)
Tina Rutar, MD (2007–2008)
Adrienne Ruth, MD (2007–2008)
Irene F. Sasaki, MD (1994–1995)
Kirsta Schoeff, DO (2011–2012)
Cabrini T. Scott, MD (1995–1996)
Cynthia A. Self, MD (2002–2003)
Anushree Sharma, MD (2015–2016)
Amelia Sheh, MD (2011–2012)
Lucy Shen, MD (2008–2009)
Grace S. Shin, MD (1994–1995)
Rona Z. Silkiss, MD, FACS (1986–1987)
Sharon N. Spooner-Dailey, MD (1984–1986)
Ksenia Stafeeva, MD (2012–2013)
Rena A. Stathacopoulos, MD (1991–1992)
Laura A. Syniuta, MD (1998–1999)
Mae Y. Tam, MD (1993–1994)
Anika Tandon, MD (2013–2014)
Anjali Tannan, MD (2014–2015)
Dana Tannenbaum, MD (2001–2002)
Thao T. Thach, MD (2002–2003)
Elaine Thung, MD (2012–2013)
Victoria Tseng, MD, PhD (2019–2020)
Laura Vickers, MD (2016–2017)
M. Teresa Vives, MD (1998–1999)
Rosalind Vo, MD (2013–2014)
Vivian Weng, OD (2000–2001)
Martha C. Wilson, MD (1990–1991)
Minhee Woo, OD (2010–2011)
Tzu-en Jessica Wu, MD (2003–2004)

Lucy Yang, MD (2005–2005)
Ping Ye, OD (2005–2006)
Diana Zaroni, MD (1989–1990)
Rui Zhang, MD (2016–2017)
Anne J. Ziffer, MD (1990–1991)

INTERNATIONAL FELLOWS

Jeeyun Ahn, MD (2019–2020)
Shatha Alfreihi, MD (2014–2016)
Sara Alshaker, MD (2014–2015)
Leticia Alves, MD (2011–2013)
Carolina Aravena, MD (2015–2016)
Maha Badr, MD (1993–1994)
Elmira Baghdasaryan, MD (2009–2010)
Aparna Bhatnagar, MD (2005–2006)
Gorkem Bilgin, MD (2012–2013)
Elena Bitrian, MD (2008–2011)
Joanne G. Bolinao, MD (2006–2007)
Clemence Bonnet, MD (2018–2020)
Nirit Bourla, MD (2005–2006)
Pattaramon Bunnapradist, MD (2002–2003)
Somporn Chantra, MD (2014–2015)
Zia Chaudhuri, MD (2011–2012)
Luxia Chen, MD (2013–2015)
Pichaya Chuephanich, MD (2015–2016)
Diana Cifuentes, MD (2016–2017)
Nila Cirineo, MD (2012–2013)
Lavinia Coban-Steflea, MD (2000–2001)
Roberta Costa, MD (2008–2009)
Agustina De Gainza, MD (2019–2020)
Oana Dumitrascu, MD (2008–2009)
Noa Ela-Dalman, MD (2005–2009)
Almaz Eshete, MD (1997–1997)
Amani A. Fawzi, MD (1998–2000)
Qiang Fu, MD (2018–2019)
Bhambi Gesite-De Leon, MD (2013–2014)
Alice Goh, MD (2012–2013)
Shani Golan, MD (2014–2015)
Raquel Goldhardt, MD (2002–2003)
Andrea Govetto, MD (2015–2017)

UCLA WOMEN_{IN} OPHTHALMOLOGY

Rui Hao, MD (2014–2016)
 Setsuko Hashida, MD (2004–2005)
 Pradtana Hirunpatravong, MD (2015–2016)
 Yoko Ishii, MD (2000–2002)
 Ornwasee Jatuthong, MD (1999–2000)
 Hui-Chuan Kau, MD (2004–2005)
 Sharon Kerr-Davis, MD (2002–2003)
 Eun A. Kim, MD (2014–2015)
 Joon Mo Kim, MD (2011–2013)
 Yoon-Duck Kim, MD, PhD (1993–1994)
 Jocelyne Kohn, MD (2011–2013)
 Reika Kono, MD (2001–2002)
 Ronit Kotas-Neumann, MD (1991–1992)
 Yu Wen Lan, MD (2001–2002)
 Ji Woong Lee, MD (2013–2015)
 Mee Yon Lee, MD (2019)
 Se Youp Lee, MD (2001–2002)
 Igal Leibovitch, MD (2005–2006)
 Yunxia Leng, MD (2015–2016)
 Helen Lew, MD (2008–2009)
 Yvonne H. Ling, MD (1990–1991)
 Marcela Lonngi, MD (2016–2017)
 Marcela Lopes Palmberg, MD (2001–2003)
 Anita Manassakorn, MD (2004–2005)
 Alexandra Manta, MD (2019–2020)
 Shiva Mehravaran, MD (2012–2014)
 Arezoo Miraftebi, MD (2014–2015)
 Lilian Mohamed, MD (2016–2017)
 Dominique Monnet, MD (2003–2003)
 Constance Nduaguba, MD (1996–1998)
 Duangratn Niruthisard, MD (2019–2020)
 Sara Nowroozizadeh, MD (2013–2014)
 Tania Onclinx, MD (1996–1997)
 Maria Ortube, MD (2002–2004)
 Helena M. Pakter, MD (2015–2015)
 Nucharee Parivisutt, MD (2016–2017)
 Maria S. Pellice, MD (2013–2014)
 Muriel Perron, PhD (2014–2015)
 Nopasak Phasukkijwatana, MD (2015–2016)
 Aline Pimentel, MD (2013–2014)
 Eva Platner, MD (2015–2017)
 Pitchaya Prapaipanich, MD (2016–2017)
 Apiradi Prechanond, MD (2004–2005)
 Parn Chat Pukrushpan, MD (2006–2007)
 Ghada Rajab, MD (2015–2016)
 Col. Puangsol Ratanaphaisal, MD (1984–1985)
 Maria Lucia Rios, MD (1999–2000)
 Alejandra Roizen-Bercovic, MD (2005–2006)
 Diana Salzar Vega, MD (2018–2019)
 Alvina P. Santiago, MD (1995–1997)
 Kunjal Sejpal, MD (2009–2010)
 Farideh Sharifipour, MD (2014–2015)
 Federica Solanes, MD (2019–2020)

Yifan Song, MD (2019–2020)
 Soh Y. Suh, MD (2014–2015)
 Pornlada Sunlakaviset, MD (2016–2017)
 Chutima Supawavej, MD (2009–2010)
 Chantaka Supiyaphun, MD (2015–2016)
 Qiongyan Tang, MD (2007–2009)
 Alejandra Tartara, MD (2004–2005)
 Neepa Thacker, MD (2001–2003)
 Atiporn Thuangtong, MD (2007–2008)
 Tzu-Hsun Tsai, MD (2009–2010)
 Rutuja Unhale, MD (2019–2020)
 Jean Vaudax, MD (2003–2004)
 Virginia Vinci, MD (1980)
 Yuko Wada-Roberts, MD (1990–1992)
 Hongxing Wang, MD (2012–2013)
 Tzu-en Jessica Wu, MD (2003–2004)
 Akihiro Yasuda, MD (2004–2005)
 Fatma Yulek, MD (2015–2016)
 Ana Maria Zaragoza, MD (1982–1983)

UCLA Department of Ophthalmology Doheny Eye Center UCLA

FACULTY

Anne R. Kao, MD
 Olivia L. Lee, MD
 Tara A. McCannel, MD, PhD
 Irena Tsui, MD

Tara A. McCannel, MD, PhD, the first female director of the Ophthalmic Oncology Center, is a clinician and scientist who conducts translational research on ocular melanoma, a rare but aggressive form of eye cancer.




CLINICAL FELLOWS

Arpine Barsegian, MD (2019–2020)
 Bora Chae, MD (2016–2017)
 Melinda Chang, MD (2016–2017)
 An Huynh, MD (2016–2017)
 Lilit Minasyan, MD (2015–2016)
 Ghazala Dattoo O'Keefe, MD (2014–2015)
 Ramya Swamy, MD, MPH (2014–2015)
 Laura Vickers, MD (2015–2016)
 Victoria H. Yom, MD (2016–2017)

INTERNATIONAL FELLOWS

Handan Akil, MD (2015–2017)
 Francesca Allegrini, MD (2019)
 Mayss Al-Sheikh, MD (2015–2016)
 Anna Dastiridou, MD, PhD (2014–2015)
 Wenying Fan, MD, PhD (2016–2017)
 Laura Kuehlewein, MD (2014–2015)
 Jianqin Lei, MD, MS (2016–2017)
 Sowmya Srinivas, MD (2014–2017)
 Li Su, MD (2019–2020)
 Wongsiri Taweebanjongsin, MD (2019–2020)
 Swetha Bindu Velaga, BS (2015–2017)
 Xiaobin Xie, MD (2018–2019)
 Xiaoyu Xu, MD (2019–2020)

Charting a Path Toward Better Measures for New Uveitis Treatments



Dr. Gary Holland

Approximately 100 participants from 14 countries created a foundation for optimizing the emergence of optical coherence tomography, other imaging techniques, and artificial intelligence to obtain more precise measurements of the inflammation that characterizes uveitis.

The two-day workshop was co-sponsored by the UCLA Stein Eye Institute, the Doheny Eye Institute, and the American Uveitis Society.

A two-day workshop held at the UCLA Stein Eye Institute in March has laid the groundwork for a change in the way drugs used to treat intraocular inflammation are evaluated in clinical trials. The shift, which would incorporate machine-generated, objective measures in place of more imprecise clinical assessments, is an effort to improve the likelihood that researchers will be able to demonstrate true benefits of potentially effective drugs for noninfectious uveitis in clinical trials. It could pave the way for approval of new treatments for a condition that is a major cause of blindness.

Noninfectious uveitis, or inflammation inside the eye, is relatively rare but can be quite serious—it is responsible for as much as 10% of blindness in the United States. Although new immunosuppressive and biologic drugs could ultimately be effective in treating the condition, approval of new medications by the U.S. Food and Drug Administration (FDA) to treat uveitis is difficult, notes **Gary N. Holland, MD**, Jack H. Skirball Chair in Ocular Inflammatory Diseases, and director of the Institute's Ocular Inflammatory Disease Center.

The reasons for the difficulty in bringing effective new uveitis treatments to fruition, Dr. Holland explains, are twofold. First, uveitis is uncommon. As a result, it is difficult to enroll sufficient numbers of patients in clinical trials to demonstrate significant treatment effects for this condition. Beyond that, it is difficult to confirm the effect of new drugs for reasons that have to do with the way inflammation is evaluated and changes are currently assessed.

"Traditionally, inflammation has been quantified in an imprecise way," Dr. Holland says. "We look through a microscope and will assign only a semi-quantitative score that covers considerable variation and is not easily reproducible among examiners. Because of that imprecision, it's been difficult to demonstrate benefits at a level that the FDA requires for approval." Among

other things, Dr. Holland explains, more precise measurements will facilitate the ability to conduct clinical trials with smaller numbers of patients, as the increased precision eliminates much of the "noise" that tends to necessitate larger studies to show statistically valid treatment effects.

At the workshop, which was cosponsored by the UCLA Stein Eye Institute, the Doheny Eye Institute, and the American Uveitis Society, approximately 100 participants from 14 countries began to chart a path forward that would take advantage of the emergence of optical coherence tomography (OCT), other imaging techniques, and artificial intelligence methods to take more precise measurements of the inflammation that characterizes uveitis. The meeting, which Dr. Holland likened to a two-day brainstorming session, included uveitis specialists, pharmaceutical company representatives, device manufacturers, and representatives from the FDA. In addition to Dr. Holland, a leader in clinical uveitis research, organizers included **SriniVas R. Sadda, MD**, president and chief scientific officer of the Doheny Eye Institute and a leading authority on imaging research, and **Russell N. Van Gelder, MD, PhD**, trustee of the American Uveitis Society.

OCT has been used for many years to image the retina, but in recent years the technique has advanced to the point that it can capture white blood cells floating in the fluids of the eye, allowing researchers to quantitate cells not just in categories, but in precise numbers, Dr. Holland explains. Similarly, various automated imaging techniques can now measure the size of lesions in the choroid or retina, and can assess how much leakage has occurred from retinal vessels—another manifestation of inflammation.

"Artificial intelligence can do the work of analyzing lots of data," Dr. Holland adds. "For example, you could develop an algorithm that would enable a computer to analyze data for you, which removes bias. It's also efficient. And with deep learning,

which is a type of artificial intelligence, we may learn about important patterns of inflammation that we wouldn't otherwise recognize." In fact, Dr. Holland says, a side benefit of using automated techniques for evaluating uveitis is that they may reveal previously unknown aspects of disease that will enhance clinicians' understanding of the various forms of uveitis, which could result in improved outcome measures in clinical trials.

The workshop was a follow-up to a meeting Dr. Holland organized at the National Institutes of Health in 2015. In that meeting, participants identified outcomes that should be measured in uveitis clinical trials in order to show improvement: cells and protein levels in the eye's anterior chamber; cells and haze in the eye's vitreous cavity; leakage of fluid from retinal vessels; and spots in the retina or choroid, corresponding to collections of inflammatory cells. For this year's meeting, the aim was to standardize and validate the protocols used to quantitate values for those outcomes, using imaging devices. "The goal of treatment is to preserve vision and prevent damage to the eye, but because that is a long-term outcome, for these drug trials we have to determine what short-term changes are good predictors of benefit for the patient," Dr. Holland explains. The discussion also focused on implementation—once the measurements are standardized and validated, how to move new techniques of assessment into clinical trials.

Following a joint session, the workshop participants broke into small groups to discuss the current status of the measurements for each proposed outcome measure, their clinical relevance, and how to move forward with using OCT and other imaging techniques for the various measurements—quantitating cells and proteins, assessing the leakage of fluid from the retinal vessels, and determining the variables to be used for measuring spots in the retina or choroid. The group concluded that the

ability to count cells in the front of the eye was the closest to being ready for incorporation into clinical trials, while using automated assessment of fluid leakage from retinal vessels continues to be the most challenging in terms of assessing clinical relevance.

Dr. Holland and his colleagues from the workshop are in the process of writing a "white paper" that will outline appropriate procedures for working toward incorporation of automated, device-generated data into clinical trials.

"There was broad agreement among the workshop participants that use of more objective measures of inflammation is a goal to pursue, and that we should continue to have working groups to move forward with the ideas that came out of the meeting," Dr. Holland says. "Moving toward the use of device-generated measures, with the assistance of artificial intelligence, is the path that can help to bring effective new treatments to uveitis patients."

"Moving toward the use of device-generated measures, with the assistance of artificial intelligence, is the path that can help to bring effective new treatments to uveitis patients."

GARY N. HOLLAND, MD

Organizers and Committee Members at the March 22–23, 2019, UCLA/American Uveitis Society Workshop



Photos: Tawnie Lanay Photography

Philanthropy

Vision Specialists Establish the Smotrich Family Optometric Clinician-Scientist Chair



Left to right: Drs. Bradley Straatsma, Bartly Mondino, Marvin Smotrich, Jule Lamm, and Ava Bittner

On May 15, 2019, **Bartly J. Mondino, MD**, director of the UCLA Stein Eye Institute, chairman of the Department of Ophthalmology, affiliation chairman of the Doheny Eye Institute, and Bradley R. Straatsma, M.D. Endowed Chair in Ophthalmology, hosted an event at Stein Eye to celebrate the establishment of the Smotrich Family Optometric Clinician-Scientist Chair and the appointment of **Ava K. Bittner, OD, PhD**, as the inaugural chair holder. A committee of dedicated optometrists and ophthalmologists helped raise funds for the chair, named in honor of **Marvin Smotrich, OD**, a UCLA alumnus and an accomplished optometrist who served on the original chair campaign committee and played an integral role in bringing the chair to fruition.

The Smotrich chair is dedicated exclusively to an optometrist and will help bridge the gap between optometrists and ophthalmologists, and therefore be unique in academic ophthalmology. Funding from the chair will help further the development of broad-based research among the two professions and encourage the continuation of many of the advances in bilateral professional cooperation in research, education, and public service.

Dr. Bittner, an associate professor at UCLA Stein Eye and director of the optometric service, focuses her primary clinical interest on low vision rehabilitation and is experienced with conducting clinical trials to evaluate interventions to help improve visual function in patients with low vision.

UCLA faculty members, family, and friends in attendance included Dr. Bittner's husband, **Andrew Jacobson**, and their daughter, **Annora**, as well as optometrists from the UCLA Vision Rehabilitation Center, members of the chair campaign committee, faculty, and friends.

For more information, contact Gail Summers, director of Development, at: 310-206-9701.

Emily Gray Plumb: A VISION FOR THE FUTURE

If you spend time on the UCLA campus when visiting the Stein Eye Institute, or if you go to sporting events, you may hear the phrase, "Bruin Spirit." What does "Bruin Spirit" mean? For many, it means to have a passion for UCLA and a passion for giving back, and likely, this is what it meant to Emily Gray Plumb.

Emily was a true Bruin in every sense of the word. She graduated from UCLA's Vermont Avenue campus (now Los Angeles City College) in 1927, the same year construction began on the UCLA Westwood campus. She married fellow Bruin Rollo Plumb in 1928, and in quick succession, she earned her PhD in international law and administration at Bryn Mawr College, and then moved to Cambridge, Massachusetts, with Rollo, where each pursued their master's degree.

As UCLA celebrates its Centennial year, the university and Stein Eye recognize how alumni shape Los Angeles and areas around the globe—alumni like Emily G. Plumb.

Following in the footsteps of her sister-in-law, Edith Agnes Plumb, whose bequest to the university supported medical research, Emily made a planned gift to the Stein Eye Institute. Upon Emily's death in December 2001, the entire residue of her estate created the Emily G. Plumb Charitable Trust, with Stein Eye named the sole beneficiary. The gift remains one of the largest bequests in UCLA history.

Advancing Knowledge in Orbital and Ophthalmic Plastic Surgery

Passionate about eye health and advancing research so future generations can benefit, Emily was clear the Institute has total control over the use of the funds, with the only limitation being that the funds must be used for eye research—for the prevention and cure of blindness.

Stein Eye Director **Bartly J. Mondino, MD**, notes that gifts like Emily Plumb's "help foster advances in the vision-sciences, particularly by building upon our already strong faculty and leadership capabilities."

Since its founding in 1966, the Stein Eye Institute has depended heavily upon private philanthropy to support its programs and uphold its mission—and donations both large and small further its sight-saving work. We thank the Plumbs and the many others for supporting our efforts to preserve and restore vision. Donor contributions have made UCLA the #1 recipient of support among public universities and #4 among all universities in the United States for cash raised in fiscal year 2018. Philanthropy continues to help UCLA rise to the top, and we hope you'll continue to give.



Dr. Bartly J. Mondino (left) presented Mr. Bert O. Levy (center) and Dr. Robert Alan Goldberg with commemorative chair trophies.

UCLA faculty members, family, and friends gathered at the Stein Eye Institute on June 18, 2019, to celebrate **Mr. Bert O. Levy** and his gift to establish the Bert O. Levy Endowed Chair in Orbital and Ophthalmic Plastic Surgery. **Robert Alan Goldberg, MD**, chief of the Orbital and Ophthalmic Plastic Surgery Division, was appointed as the inaugural chair holder.

Funds from the chair will help Dr. Goldberg, a full-time member of the UCLA faculty since 1989 and division chief since 1990, continue advancing research, patient care, and education. Within this subspecialty, Dr. Goldberg is the primary faculty mentor for medical students, residents, physicians, clinical and international fellows, and is unstinting in his efforts to provide superior instruction and guidance. Beyond his clinical work and teaching, Dr. Goldberg has authored more than 250 peer-reviewed papers, 64 books and book chapters, and is on the editorial board for prestigious journals, including the *Aesthetic Surgery Journal* and *JAMA Ophthalmology*.

At the reception, **Bartly J. Mondino, MD**, director of Stein Eye and chair of the Department of Ophthalmology, presented Mr. Levy and Dr. Goldberg with commemorative chair trophies. Mr. Levy was joined by family and friends, and Dr. Goldberg was accompanied by his wife, **Jan Takasugi, MD**, and members of the UCLA Orbital and Ophthalmic Plastic Surgery Division.

For more information, contact Gail Summers, director of Development, at: 310-206-9701.



Community Outreach

Undergraduate Organization Honored for Service to Eye Care

With vision care often overlooked, the Student Leadership Club (SLC) devotes itself to assisting the UCLA Mobile Eye Clinic (UMEC) provide free vision care to underprivileged communities in Los Angeles, and UMEC SLC was recently honored for its service.


"I'm proud to announce that a dedicated group of UCLA undergraduate students—the UMEC SLC—was selected by the UCLA Campus Volunteer Center as a recipient of the Mongelli Award for Excellence in Civic Engagement," says **Bartly J. Mondino, MD**, chair of the UCLA Department of Ophthalmology and director of the Stein Eye Institute. "The award, created and maintained by the UCLA Volunteer Center Fellows, recognizes UMEC SLC for its volunteer work in supporting UMEC's efforts."

UMEC SLC was founded by UCLA students in Fall 2018 to serve as both a leadership committee and an undergraduate volunteer group for the benefit of UMEC. The organization aims to shape members into future leaders through clinical exposure and professional development.

The Mongelli Award includes a monetary gift, which will help UMEC better serve the needs of the community by providing transportation of volunteers to UMEC clinics, so they can assist with setup, check-ins, and patient flow. Volunteers will now be able to participate in more clinics across Los Angeles County—from Pomona to Palmdale—expanding their community outreach efforts. The UMEC's impact has been life changing for all the communities it has served. With over 7,300 vision screenings conducted in over 180 different school sites in the past year, UMEC SLC is dedicated to helping UMEC serve the community. As a newly formed organization, their philanthropic efforts and work to improve healthcare are inspiring a movement of change, and they are just getting started.

Winnie Liu, co-president of the organization and current undergraduate UMEC intern, has played an integral role in the establishment of the group. What started as a simple idea has sparked various projects and committees. Ms. Liu, in particular, has helped create a foundation that allows all of the group's ideas to be heard and implemented. Motivated by her own medical struggles, Ms. Liu has always known she wanted to help others, and as she increasingly immersed herself with the work of UMEC SLC, she saw firsthand that vision issues affect everyone and that individuals who are visually impaired have a hard time functioning in society. Through this realization, Ms. Liu understood the importance of vision care; most specifically, for those that are just developing such as children in pre-school who live in underserved communities.

Through their work with UMEC, the UMEC SLC has had a significant impact on the community. With their passion continuing to attract volunteers, pre-med undergraduate students are not just receiving clinical exposure, but they are also building life-changing skills. From compassion for the patients, to creating leadership learning experiences, UMEC SLC members are making a positive difference in the lives of their patients and UMEC's families.



Winnie Liu, co-president of the Student Leadership Club, was instrumental in the founding of the undergraduate volunteer group, whose mission is to support the free eye health services provided by the UCLA Mobile Eye Clinic.

Through their work with the UCLA Mobile Eye Clinic, members of the Student Leadership Club have helped to make a dramatic difference in the lives of patients in underserved communities.

Community Outreach

UCLA Health Goes **DODGER BLUE!**

UCLA Health has been named the official medical partner of the Los Angeles Dodgers. In addition to a record of excellence, the two entities share a dedication to building a strong alliance with the community.

The UCLA Mobile Eye Clinic (UMEC) has been providing free eye care services and glasses for underserved communities in Los Angeles County since 1975, and now the UMEC is at Dodger home games. The UMEC—soon to be co-branded with the Dodger logo—will also be attending community events with the Dodgers RBI (Reviving Baseball in Inner Cities) Foundation. Starting in 2020, UCLA Health physicians will provide care to players during home games and handle the team’s annual physicals during spring training.



Left to right: UCLA leadership Dr. John Mazziotta, Dr. Robert Cherry, and Johnese Spisso (at far right) celebrate the partnership of two of Los Angeles’ strongest teams with the manager of the Dodgers, Dave Roberts.



Learn more about UCLA Health’s multi-year partnership with the Los Angeles Dodgers at: www.uclahealth.org/ucla-health-named-official-medical-partner-of-the-los-angeles-dodgers.



Reception Honors Dr. Sherwin Isenberg and Dr. Ralph Levinson

Celebrating more than 60 combined years as UCLA Department of Ophthalmology faculty, **Sherwin J. Isenberg, MD**, and **Ralph D. Levinson, MD**, were honored at a retirement reception at the Stein Eye Institute on May 8, 2019.

Preventing neonatal and childhood blindness has been a mission of Dr. Isenberg's for decades. The Laraine and David Gerber Chair in Ophthalmology and Distinguished Professor of Ophthalmology has developed methods to prevent pediatric vision loss from debilitating eye infections that impact more than 10,000 children a year in low-resource countries.

Dr. Isenberg has authored nearly 200 research papers, book chapters, and two editions of "The Eye in Infancy." Among his leadership positions, Dr. Isenberg has served as vice chair of the UCLA Department of Ophthalmology, chief of the Division of Ophthalmology at Harbor-UCLA Medical Center, and president of the American Association for Pediatric Ophthalmology and Strabismus.

Dr. Levinson's research focus has been the clinical aspects of uveitis and the basic mechanisms and immunogenetics of ocular inflammation. His investigations have resulted in identification of new genetic markers and deeper understanding of the interrelationship of disease factors, as well as the course of disease and its response to treatment.

Dr. Levinson, health sciences clinical professor of ophthalmology, is a member of the Clinical Practice, Peer Review, and Residency Selection committees at Stein Eye, the UCLA Institutional Review Board, the American Academy of Ophthalmology, and other professional organizations. He has published more than 70 articles and received numerous awards for his research.

Both devoted teachers and mentors, Drs. Isenberg and Levinson have left an indelible mark on the Institute's history and its future.



Dr. Bartly Mondino (left) and Dr. Bradley Straatsma (right) honor the achievements of their colleagues, Drs. Ralph Levinson (center left) and Sherwin Isenberg (center right).

UCLA Ophthalmologists Named as "Top Doctors"

Eye doctors from the UCLA Department of Ophthalmology were among the more than 185 physicians named to *Los Angeles Magazine's* 2019 list of "Top Doctors" in Los Angeles. Survey results are based on physicians throughout Los Angeles County identifying their colleagues who they consider to be at the top of their fields.

To search the Top Docs listings, go to: www.lamag.com/top-doctors.

Leaders in Academic Ophthalmology

Helping to create policies that serve and benefit the future of ophthalmology, **JoAnn A. Giaconi, MD**, and **Stacy L. Pineles, MD**, have been appointed to leadership positions with the Association of University Professors of Ophthalmology (AUPO).

Dr. Giaconi, health sciences associate clinical professor of ophthalmology, is president of the AUPO Medical Student Educators Council, and Dr. Pineles, Jerome and Joan Snyder Chair in Ophthalmology, is member-at-large of the AUPO Program Directors Council.

These UCLA Department of Ophthalmology faculty members follow in the footsteps of Stein Eye Director **Bartly J. Mondino, MD**, who served as executive vice president of the AUPO for 10 years and was honored for taking the organization to a new level of performance and relevance.

Stein and Doheny Celebrate Five-Year Milestone

It was a first of its kind—and now the historic affiliation between the Stein Eye Institute and the Doheny Eye Institute is marking its five-year anniversary.

The affiliation aligned each Institute's strengths under the banner of the UCLA Department of Ophthalmology and achieved immediate benefits for patients, with the opening of Doheny Eye Center UCLA locations across the southland.

Unstoppable in their combined abilities, the work of Doheny and Stein Eye vision-scientists and basic researchers is already leading to impactful discoveries and development of innovative eye care therapies.

Institute News

New Faculty Appointments

The UCLA Department of Ophthalmology is pleased to welcome our newest faculty members.

Ava K. Bittner, OD, PhD

Smotrich Optometric Clinician-Scientist Chair

Associate Professor of Ophthalmology




Specializing in low vision rehabilitation, Dr. Bittner will serve as chief of Optometric Services and provide care at the Stein Eye Institute's Vision Rehabilitation Center. Her research includes assessing the use of novel approaches and technologies to improve access to low vision rehabilitation care and reading ability with visual assistive aids.

Dr. Bittner received her optometry degree with clinical honors from the Pennsylvania College of Optometry. She earned a PhD from the Johns Hopkins School of Public Health and was inducted to the Phi Beta Kappa society. After completing a clinical research post-doctoral fellowship at the Wilmer Eye Institute's Lions Low Vision Research and Rehabilitation Center, Dr. Bittner joined the faculty as assistant professor. She also held the rank of associate professor at the Nova Southeastern University, College of Optometry in Fort Lauderdale.

Dr. Bittner has received National Eye Institute funding and has been a co-investigator or consultant for multicenter clinical trials of devices or treatments for patients with retinal degenerations. She received the American Academy of Ophthalmology (AAO) Ezell Fellowship Award in 2010, the AAO Borish Award in 2017, and the AAO Clinical Research Award in 2019.

Soh Youn Suh, MD

Health Sciences Clinical Instructor



Dr. Suh conducted her post-graduate training in Seoul, Korea, attending the Ewha Womans University Medical Center for her medical internship and residency in ophthalmology, followed by fellowship training in pediatric ophthalmology and neuro-ophthalmology at Seoul National University.

She came to the UCLA Stein Eye Institute as a visiting resident under the supervision of Joseph Demer, MD, and she later returned to conduct her research and clinical fellowship training in the Institute's Department of Pediatric Ophthalmology and Strabismus. In recognition of her work, Dr. Suh received the Stein Eye Institute's Excellence in Research Award in 2015, 2016, and 2018.

Dr. Suh's clinical specialties are pediatric ophthalmology and adult strabismus. Her research interests include evaluating strain on the optic nerve head and globe displacement during horizontal ductions in patients and normal controls using magnetic resonance imaging and optical coherence tomography.

Dr. Suh provides clinical care at the Stein Eye Institute in Westwood and Olive View-UCLA Medical Center.

Soheab Ugradar, MD

Health Sciences Clinical Instructor



Dr. Ugradar came to the UCLA Stein Eye Institute from London, England, as an international fellow specializing in orbital and ophthalmic plastic surgery. He became a full-time member of the faculty in June 2019.

After completing four years postgraduate training in internal medicine at The Royal London Hospital and Whipps Cross University Hospital in the United Kingdom (UK), Dr. Ugradar conducted his ophthalmology residency at Moorfields Eye Hospital, where he is an honorary research fellow.

Dr. Ugradar was ranked number one in the UK National Recruitment for Ophthalmology and is the recipient of numerous academic scholarship awards and honors for his research, including the Ophthalmology Research Gold Medal UK, the Bernice Brown Fellowship Award, the Young European researcher's award, and the Drapers' Company Prize for outstanding achievement at an undergraduate level.

Dr. Ugradar sees patients at the Stein Eye Institute in Westwood.



UCLA Health is consistently ranked among the best hospitals in the country by *U.S. News & World Report*, and UCLA Stein Eye and Doheny Eye Institutes are ranked among the top five in the nation in ophthalmology.

Institute News

IN MEMORIAM

Patricia E. Bath, MD

Dr. Patricia Bath, the first female faculty member in the UCLA Department of Ophthalmology, died May 30, 2019, following complications from cancer. She was 76.

"We are saddened to learn of the death of our former colleague," said **Bartly J.**

Mondino, MD, chair of the Department. "Dr. Bath was an influential trailblazer for women and minorities, who worked to combat blindness in underserved communities."

Dr. Bath held a faculty appointment from 1974 to 1987, and she was chief of the Ophthalmology Division of what is now the Charles R. Drew University of Medicine and Science. She was director of the school's ophthalmology residency training program.

Dr. Bath is credited with inventing the Laserphaco probe, a device she patented in 1988 to improve cataract surgery. She also co-founded the non-profit American Institute for the Prevention of Blindness. The National Institute of Medicine recognized Dr. Bath's contributions in their biography, *Changing the Face of Medicine*.

We extend our deepest condolences to Dr. Bath's family, including her daughter, **Eraka Bath, MD**, a valued faculty member at the UCLA Neuro-psychiatric Institute.



Awards and Honors

Anne L. Coleman, MD, PhD, The Fran and Ray Stark Foundation Chair in Ophthalmology, was named an Association for Research in Vision and Ophthalmology (ARVO) Gold Fellow. The distinction honors Dr. Coleman's exemplary contributions to the organization and was received on April 28, 2019, in Vancouver, Canada.

Sophie X. Deng, MD, PhD, professor of ophthalmology, received an Achievement Award from Asian-Pacific Academy of Ophthalmology at their March 8, 2019, annual meeting in Bangkok, Thailand.

Jean-Pierre Hubschman, MD, associate professor of ophthalmology, was awarded a \$2.5 million R01 grant from the National Eye Institute of the United States National Institutes of Health effective February 1, 2019, for his project "Vitreoretinal Surgery via Robotic Microsurgical System with Image Guidance, Force Feedback, Virtual Fixture, and Augmented Reality."

Michael S. Ip, MD, professor of ophthalmology, was appointed as the Gavin S. Herbert Endowed Chair, on March 22, 2019.

Ralph D. Levinson, MD, health sciences clinical professor of ophthalmology, was honored with the S. Rodman Irvine Prize at the UCLA Department of Ophthalmology Clinical and Research Seminar on June 7, 2019, in Los Angeles, California. The award recognizes demonstrated excellence in professional actions and exemplary dedication to teaching future generations of ophthalmologists.

Bartly J. Mondino, MD, Bradley R. Straatsma, MD, Endowed Chair in Ophthalmology, and chair of the UCLA Department of Ophthalmology, presented the keynote Steven M. Podos, MD, Lecture "Ocular Cicatricial Pemphigoid" at the Icahn School of Medicine at Mount Sinai on May 30, 2019, in New York, New York.

Kouros Nouri-Mahdavi, MD, MS, associate professor of ophthalmology, and his co-principal investigators, received a 2019 UCLA Innovation Fund Award of \$200,000 for their development of chip-scale MHz optical coherence tomography.

Stacy L. Pineles, MD, Jerome and Joan Snyder Chair in Ophthalmology, was honored with the American Association for Pediatric Ophthalmology and Strabismus (AAPOS) Young Investigator Award at the AAPOS meeting on March 29, 2019, in San Diego, California.

Srinivas R. Sadda, MD, president and chief scientific officer of the Doheny Eye Institute, presented the keynote address "How Will Ocular Imaging Evolve in the Next 20 Years" at the inaugural Asia-Pacific Ocular Imaging Society symposium on March 7, 2019, in Bangkok, Thailand.

David Sarraf, MD, health sciences clinical professor of ophthalmology, presented both the keynote lecture and the lecture award at the European VitreoRetinal Society meeting on June 28, 2019, in Lisbon, Portugal.

Bradley R. Straatsma, MD, JD, founding chair of the UCLA Department of Ophthalmology and founding director of the Stein Eye Institute, was elected as an honorary member of the International Society of Ocular Oncology during the society's meeting March 22-26, 2019, in Los Angeles, California.

Doug D. Chung, PhD, assistant project scientist, received a \$65,000 grant award from the Knights Templar Eye Foundation at the UCLA Department of Ophthalmology Annual Seminar on June 7, 2019, in Los Angeles, California.



Left to right: Dr. Bartly Mondino celebrates with Michael Sekera, Adjutant to the Department Commander; Dr. Anthony Aldave; Dr. Doug Chung; and Roger Ross, Knights Templar Department Commander.

David T. Stark, MD, PhD, UCLA Stein Eye Institute EyeSTAR second-year resident, received the Nesburn Award for best research paper by a resident, at the Los Angeles Society of Ophthalmology meeting on June 8, 2019, in San Marino, California.

Education

COURSES



Left to right: Drs. Vikas Chopra, Brian Francis, Alex Huang, and Joseph Caprioli attend the 2019 Glaucoma Division Joint Retreat.

Glaucoma Division Joint Retreat

Stein and Doheny glaucoma faculty shared their clinical and basic-science research projects with their colleagues and identified opportunities for collaboration at a Glaucoma Division retreat on February 15, 2019, at the UCLA Faculty Center.

Joint platforms, such as this retreat, combine the strengths of each organization—leading to novel research, discovery, and vision-protecting therapies.



Attendees at the 2019 Glaucoma Division Retreat

Annual Comprehensive Ophthalmology Review Course

The Comprehensive Ophthalmology Review Course on February 21-14, 2019, at the UCLA Stein Eye Institute, reviewed the clinical essentials of each subspecialty in ophthalmology. The course was clinically oriented, with review concentrating on the epidemiology, clinical presentation, diagnosis, and management of ophthalmologic disease to prepare attendees for upcoming ophthalmology examinations and required continuing medical education recertification.

Directed by **Drs. John A. Irvine** and **Sherwin J. Isenberg**, the 4-day intensive review course is held annually by the UCLA Stein Eye and Doheny Eye Institutes. UCLA course faculty contributing to the 2019 program were **Drs. Saba Al-Hashimi, Bruce B. Becker, Benjamin B. Bert, Hugo Y. Hsu, Michael S. Ip, Monica R. Khitri, Olivia L. Lee, Colin A. McCannel, Tara A. McCannel, Kevin M. Miller, Daniel B. Rootman, Srinivas R. Sadda, David Sarraf, James C. H. Tan, and Federico G. Velez.**

Basic and Advanced Training in Cataract Surgery

Kevin M. Miller, MD, chief of the Cataract and Refractive Surgery Division, organized two cataract surgery courses for Southern California ophthalmology trainees, which included instruction by many members of the UCLA faculty.

The Alcon Laboratories Basic Cataract Surgery Course on November 17, 2018, included all the steps of cataract surgery from incision construction through postoperative instructions. Skills-transfer laboratories provided attendees with hands-on experience in phacoemulsification, phacodynamics, ocular biometry, corneal topography, intraocular lens power calculation, capsulorrhexis, ophthalmic viscosurgical devices, lens loading, toric lens implantation, and laser capsulotomy.

The Johnson & Johnson Vision Advanced Cataract Surgery course on June 1, 2019, provided active instruction in anterior and pars plana vitrectomy, femtosecond laser-assisted astigmatism management, toric lens implantation, phaco machine settings, B scan ultrasonography, secondary lens implantation, glaucoma micro-stent implantation, small pupil management, Meibomian gland imaging, and extracapsular cataract extraction. There was also a challenging cases video workshop.

For information about upcoming cataract courses, email Dr. Miller at: kmiller@ucla.edu.



Students learn each step of cataract surgery through hands-on courses.



Education

UCLA Department of Ophthalmology Clinical and Research Seminar

The Institute's most prestigious educational event, the UCLA Department of Ophthalmology Clinical and Research Seminar, was held June 7–8, 2019, at the UCLA Stein Eye Institute.

The seminar covered current clinical and research aspects of each of the ophthalmic subspecialties, and included the full-time faculties of the Stein Eye and Doheny Eye Institutes, along with nationally prominent invited lecturers.

Sessions addressed current best practices in management, advanced surgical techniques, latest diagnostic technology, and translational research, in multiple educational formats, including didactic lecture, panel discussion, and case-based interactive presentations.

The annual seminar was highlighted by the following keynote lectures:

50th JULES STEIN LECTURER

David J. Wilson, MD

Paul H. Casey Chair
Department of Ophthalmology
Director, Casey Eye Institute
Oregon Health & Science University

50th DOHENY MEMORIAL LECTURER

Paul P. Lee, MD, JD

F. Bruce Fralick Professor & Chair
Department of Ophthalmology & Visual Sciences
University of Michigan
Director, W.K. Kellogg Eye Center

17th BRADLEY R. STRAATSMA LECTURER

Jeffrey L. Goldberg, MD, PhD

Professor & Chair of Ophthalmology
Byers Eye Institute at Stanford University

17th THOMAS H. PETTIT LECTURER

Yvonne Ou, MD

Associate Professor of Ophthalmology
Vice Chair for Postgraduate Education
Co-Director, Glaucoma Service
Department of Ophthalmology
University of California, San Francisco

Inherited Retinal Dystrophies: A Comprehensive Summit

The UCLA Department of Ophthalmology collaborated with the Scientific Office of the Embassy of France in the USA and the Institut de la Vision in Paris, France, to organize a Comprehensive Summit on Inherited Retinal Dystrophies at the Stein Eye Institute on May 6, 2019.

Inherited retinal dystrophies (IRDs) are genetically and clinically heterogeneous diseases. Recently, lower cost and comprehensive molecular diagnostic tools for IRDs have appeared, the FDA has approved gene therapy for one form of IRD, and many other genes are being currently targeted, so the opportunity is high for bringing effective new therapies into clinical practice.

Vision scientists from the Stein Eye and Doheny Eye Institutes participated in sessions with researchers from France, the USA, and start-up companies from both countries.

The one-of-a-kind meeting presented a comprehensive approach to IRDs, from their epidemiology to innovative treatments, with the goal of increasing collaboration and facilitating the translation of basic research into application.

Pacific Retina Club

The Pacific Retina Club presented its 7th annual meeting on March 15, 2019, at the California NanoSystems Institute at UCLA. At the retinal conference, participants presented their most interesting case of the year, which was then followed by lively and insightful group discussion.

Course directors were **Drs. H. Richard McDonald, SriniVas R. Sadda, and David Sarraf.**

International Retinal Imaging Symposium

The International Retinal Imaging Symposium (IntRIS) was held on March 16, 2019, at the California NanoSystems Institute at UCLA. More than 55 world-renowned experts—including many who attended the previous day's Pacific Retina Club meeting—discussed new technologies and applications of retinal imaging, providing insight and understanding in retinal imaging and showcasing the integral importance of innovative retinal imaging in the evaluation and management of retinal disease.

Course directors were **Drs. K. Bailey Freund, SriniVas Sadda, and David Sarraf.**

Education

Resident and Fellow Graduation and Award Ceremony

Residents, fellows, and faculty were honored for excellence at the UCLA Department of Ophthalmology graduation on June 7, 2019, at the UCLA Meyer and Renee Luskin Conference Center:

Senior Honor Awards

Betsy E. Blechman, MD
Bryant J. Lum, MD
Laurence N. Roer, MD

Resident Research Award

Victoria L. Tseng, MD, PhD

Clinical Fellow Research Award

Wei "Wayne" Gui, MD

Research Fellow Research Award

Wenlin Zhang, MD, PhD

Predoctoral Fellow Research Award

Joseph Park, MS

Postdoctoral Fellow Research Award

Michel Sun, MD, PhD

ARVO Young Investigator Travel Award

Qing Wang, MD, PhD

Resident Weekly Quiz Award

Cameron Pole, MD

Faculty Teaching Award

Peter A. Quiros, MD

Fellowship Faculty Teaching Award

Saba Al-Hashimi, MD

Fellow Teaching Award

Justin Karlin, MD

Resident Teaching Award

Kirk K. Hou, MD, PhD

Resident Award for Medical Student Teaching

Judd Cahoon, MD
Elisha C. Garg, MD

Destinations of 2019 Graduating Residents

Christine L. Bokman, MD

Oculoplastic Fellowship
Eyesthetica/USC Roski Eye Institute
Los Angeles, California

Benjamin C. Campbell, MD

ASOPRS Oculoplastic Fellowship
Indianapolis, Indiana

Elisha C. Garg, MD

Comprehensive Ophthalmology
Kaiser Permanente
Santa Clara, California

Kirk K. Hou, MD, PhD

Vitreoretinal Surgical Fellowship
UCLA Stein Eye Institute
Los Angeles, California

Patrick J. Lee, MD

Comprehensive Ophthalmology
Kaiser Permanente
Fontana, California

Xiongfei Liu, MD

Glaucoma Fellowship
University of California
San Diego, California

Eric Shieh, MD

Comprehensive Ophthalmology
Private Practice
San Jose, California

Victoria L. Tseng, MD, PhD

Glaucoma Fellowship
UCLA Stein Eye Institute
Los Angeles, California

Destinations of 2019 Graduating Fellows

Stein Cornea and External Ocular Diseases & Refractive Surgery Fellows

Nathan Abraham, MD

Private Practice
Los Angeles, California

Turad Alkadi, MD

Assistant Professor
Imam Mohammad Ibn Saud Islamic University
Riyadh, Saudi Arabia

Clemence Bonnet, MD

Cornea Genetics
Necker Hospital Imagine
Laboratory
Paris, France

Seyed Reza Ghaffari, MD

Ophthalmologist & Instructor
Farabi Eye Hospital
Tehran, Iran

Amir Hossein Marvasti, MD

Coastal Vision Medical Group
Orange County, California

Doheny Cornea and External Ocular Diseases & Refractive Surgery Fellow

Anjali Tapadia, MD

Private Practice
Ohio

Stein Glaucoma Fellows

Qiang Fu, MD

Chief Physician & Associate Professor
Qiqihar Medical University
Heilongjiang, China

Christine Petersen, MD

Assistant Professor
University of Washington
Seattle, Washington



Members of the 2019 Graduating Class

Education

Jonathan Young, MD, PhD
Legacy Devers Eye Institute
Portland, Oregon

Doheny Glaucoma Fellow

Aleksandr Yelenskiy, MD
Helm Vision Group
Valencia, California

Stein/Doheny Neuro-Ophthalmology Fellows

Stacey Marie Cohitmingao, MD
Ophthalmologist & Instructor
Cebu, Philippines

Uchenna Francis Nwako, MD
University of Abuja Teaching Hospital
Abuja, Nigeria

Stein/Doheny Orbital & Ophthalmic Plastic Surgery Fellow

Christopher C. Lo, MD
Eyesthetica
Los Angeles, California

Stein Pediatric Ophthalmology & Strabismus Fellows

Lindsay De Andrade, MD
UCLA Stein Eye Institute
Los Angeles, California

Toshiaki Goseki, MD
Ophthalmologist and Associate Professor
Kitasato University Hospital
Sagamihara, Japan

Jennifer Pan, MD
Colorado Permanente Medical Group
Denver, Colorado

Stein Vitreoretinal Disease Fellows

Ismael Chehaibou, MD
Academic Vitreoretinal Fellow
Lariboisière Hospital
Paris, France

J. Mingyi Huang, MD
Retina Group of Washington
Washington, D.C.

Nikisha Kothari, MD
Texas Retina Associates
Dallas, Texas

Stein/Doheny Retinal Disorders & Ophthalmic Genetics Fellows

Giovanni H. Greaves, MD
PIH Health
La Mirada/Whittier, California

Terry Wood, MD
Medical Retina Fellow
UCLA Stein Eye Institute
Los Angeles, California

Incoming Residents

The UCLA Stein Eye Institute welcomes the 2022 incoming class of residents, who began their residency July 1, 2019.

Erika Ellis, MD (EyeSTAR)
University of California
San Diego

Abhinav Golla, MD
Stanford University

Cory Hoferlin, MD (EyeMBA)
Emory University

Terry Hsieh, MD
Boston University

Yoon Lee, MD
Johns Hopkins University

Justin Park, MD
Northwestern University

Andres Parra, MD
Baylor College of Medicine

Ravin Sajnani, MD
University of Miami

Lynn Shi, MD
Columbia University

Claire Smith, MD
University of Chicago

Incoming Fellows

The UCLA Stein Eye and Doheny Eye Institutes welcome the clinical and international fellows for the 2019–2020 academic year.

Stein Clinical Fellows 2019–2020

Andrew Chen, MD
Glaucoma

Liza Cohen, MD
Oculoplastics (1st Year)

Wei “Wayne” Gui, MD
Retina (2nd Year)

Kishan Gupta, MD
Cornea

Kirk Hou, MD, PhD
Retina (1st Year)

Alexander Juhn, MD
Medical Retina

Justin Karlin, MD
Oculoplastics (2nd Year)*

Andrew Lee, MD
Cornea

Niranjan Manoharan, MD
Retina (2nd Year)

Tieu Vy Nguyen, MD
Medical Retina

Victoria Tseng, MD, PhD
Glaucoma

Adam Weiner, MD
Retina (1st Year)

Doheny Clinical Fellows 2019–2020

Arpine Barsegian, MD
Cornea

Peter Dentone, MD
Glaucoma

Stein International Fellows 2019–2020

Jeeyun Ahn, MD
Retina, South Korea

Mohammad Aleassa, MD
Pediatric Ophthalmology,
Jordan

Agustina De Gainza, MD
Glaucoma, Argentina

Seyed Reza Ghaffari, MD
Cornea, Iran

Frederic Gunnemann, MD
Retina, Germany

Assaf Hilely, MD
Retina, Israel

Mee Yon Lee, MD
Retina, South Korea

Alexandra Manta, MD
Oculoplastics, Romania

Alvaro Mejia Vergara, MD
Neuro-Ophthalmology,
Colombia

Sunhyuk Moon, MD
Pediatric Ophthalmology,
South Korea

Duangratn Niruthisard, MD
Cornea, Thailand

Francis Nwako, MD
Neuro-Ophthalmology, Nigeria

Moritz Pettenkofer, MD
Retina, Germany

Gilad Rabina MD
Retina, Israel

Nicolas Seleme, MD
Neuro-Ophthalmology, Chile

Federica Solanes, MD
Pediatric Ophthalmology, Chile

Yifan Song, MD
Glaucoma, China

Khoi Tran, MD
Retina, Australia

Rutuja Unhale, MD
Cornea, India

Doheny International Fellows 2019–2020

Francesca Allegrini, MD
Neuro-Ophthalmology, Italy

Iksoo Byon, MD
Retina, South Korea

Li Su, MD
Retina, China

Wongsiri Taweebanjongsin, MD
Retina, Thailand

Niangting Tong, MD
Retina, China

Xiaobin Xie, MD
Glaucoma, China

Xiaoyu Xu, MD
Retina, China

*Stein/Doheny shared fellowships

Drs. Bateman and Straatsma Honored for Global Leadership

J. Bronwyn Bateman, MD, UCLA Department of Ophthalmology clinical professor and alumna, and **Bradley R. Straatsma, MD, JD,** founding chair of the Department and founding director of the Stein Eye Institute, were jointly honored with the A. Edward Maumenee Medal for Distinguished Service at the 34th Pan-American Association of Ophthalmology (PAAO) Congress on May 25, 2019, in Cancún, Mexico.

Both Drs. Bateman and Straatsma have served as president of the PAAO, and the award honors their exemplary service for continuing education for ophthalmologists, the prevention of blindness, and the promotion of scientific and cultural exchange among ophthalmologists in the Western Hemisphere.

“Dr. Bateman and Dr. Straatsma are committed to globally advancing eye health,” says **Bartly J. Mondino, MD,** chair of the UCLA Department of Ophthalmology and director of the Stein Eye Institute. “I congratulate them on this recognition of their successful efforts to enhance patient care and eye care training in Central America.”

Dr. Straatsma was president of the PAAO from 1987 to 1989. His tenure resulted in a critical growth period for the organization, which included the relocation of the association and a reorganization of the PAAO governance structure that is still in effect today.

Dr. Bateman, president from 2003 to 2005, is focused on increasing the involvement of emerging countries within the PAAO. Together with her colleagues, she established a fellowship for subspecialty training for young ophthalmologists from Honduras, and more recently, initiated the first biennial PAAO regional meeting with El Salvador, Honduras, and Nicaragua, which will be held in Honduras in 2020.

In addition to her work with the PAAO, Dr. Bateman, a pediatric ophthalmology and genetics specialist, served as the first woman president of the American Association of University Professors. She is the former chair of the University of Colorado Department of Ophthalmology and the founding director of the Rocky Mountain Lions Eye Institute, and she has endowed two chairs at the UCLA Stein Eye Institute. Dr. Straatsma, now professor of ophthalmology emeritus, led UCLA into becoming one of the world’s premier centers for vision research, education, and patient care. Most recently, he was instrumental in the development of the Magrabi-ICO Cameroon Eye Institute in Yaoundé, Cameroon—the only regional subspecialty training center in Francophone Africa.




Dr. J. Fernando Arevalo (left), president of the Pan-American Association of Ophthalmology, presents the A. Edward Maumenee Medal for Distinguished Service to co-recipients Dr. Bronwyn Bateman and Dr. Bradley R. Straatsma at the PAAO Congress in Cancún, Mexico.

ASCRS/UCLA Alumni Reception

The American Society of Cataract and Refractive Surgery (ASCRS) held a UCLA Department of Ophthalmology alumni reception on May 3, 2019, during the ASCRS annual meeting in San Diego, California. Filled with colleagues and friends, the evening was enjoyed by all who attended.

Valentina Franco-Cardenas, MD, has been named to the Pan-American Association of Ophthalmology (PAAO) 2019–2021 Executive Committee, where she will serve as Associate Secretary, Spanish Language Region. Dr. Cardenas was an international research and clinical fellow in retina at the Stein Eye Institute in 2010–2011. She is currently in private practice and associated with top medical institutions in Mexico City, Mexico.



ALUMNI RECEPTION

SAVE THE DATE

2019 American Academy of Ophthalmology

at the

ANNUAL MEETING
San Francisco

Sunday, October 13, 2019

HOSTED BY

UCLA Stein Eye Institute
Alumni Association

AND THE

Doheny Eye Institute
Professional Alumni Association

UCLA STEIN EYE INSTITUTE

alumni@jsei.ucla.edu

or

310-825-4148

405 Hilgard Avenue
Box 957000, 100 Stein Plaza
Los Angeles, California, 90095-7000
U.S.A.

Forwarding Service Requested

Non-Profit Org.
U.S. Postage
PAID
UCLA

Contact Information

Stein Eye Institute, Westwood

100 Stein Plaza, UCLA
Los Angeles, CA 90095
Referral Service: (310) 794-9770
Emergency Service: (310) 825-3090
After-Hours Emergency Service:
(310) 825-2111
uclahealth.org/eye

Stein Eye Center-Santa Monica

1807 Wilshire Blvd., Suite 203
Santa Monica, CA 90403
(310) 829-0160

Doheny Eye Center UCLA-Arcadia

622 W. Duarte Rd., Suite 101
Arcadia, CA 91007
(626) 254-9010

Doheny Eye Center UCLA-Orange County

Orange Coast Memorial Medical Center
18111 Brookhurst St., Suite 6400
Fountain Valley, CA 92708
(714) 963-1444

Doheny Eye Center UCLA-Pasadena

Huntington Pavilion
624 S. Fair Oaks Blvd., 2nd Floor
Pasadena, CA 91105
(626) 817-4747



UCLA DEPARTMENT OF OPHTHALMOLOGY

Alumni Relations

Facebook: www.facebook.com/JSEIAlumni
Email: alumni@jsei.ucla.edu

Philanthropy

Stein Eye Development Office
100 Stein Plaza, UCLA, Room 1-124
Los Angeles, CA 90095-7000
Telephone: (310) 206-6035
giving@jsei.ucla.edu

Volunteer Opportunities

Stein Eye Affiliates
Telephone: (310) 825-4148
Website: www.jsei.affiliates.org
Facebook: www.facebook.com/JSEIAffiliates
affiliates@jsei.ucla.edu

Read past issues of EYE newsletter at:

www.uclahealth.org/Eye/news

Send comments or questions to:

Tina-Marie Gauthier
Managing Editor
Tina@EyeCiteEditing.com



UCLA Health is consistently ranked among the best hospitals in the country by U.S. News & World Report, and UCLA Stein Eye and Doheny Eye Institutes are ranked among the top five in the nation in ophthalmology.