

Patient care instructions for 3M™ Tegaderm™ CHG

Follow your healthcare provider's instructions for insertion site care. Use this guide to help you monitor your 3M™ Tegaderm™ CHG gel pad and/or dressing. Contact your healthcare provider with any additional questions.



The CHG gel pad may be integrated within the dressing or separate.

Dressings shown as example. Your dressing may be a different size or shape.

Frequently asked questions

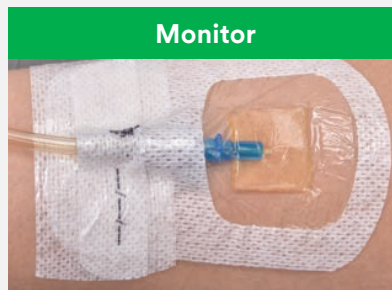
What is CHG?

CHG stands for chlorhexidine gluconate. It is an antimicrobial and antifungal antiseptic that is contained in the gel part of your Tegaderm™ CHG dressing. The CHG provides antimicrobial protection by helping prevent germs from growing on the skin around your catheter or medical device.

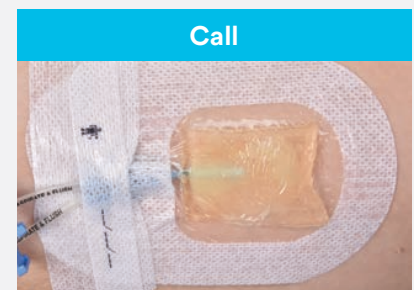
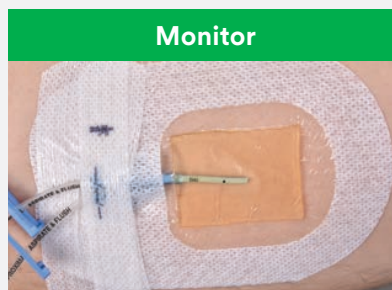
How do I monitor my dressing?

Inspect your dressing frequently, at least three times per day. Call your healthcare provider if you experience any of the following changes:

- The edges are starting to lift and no longer adhere to the skin.



- The dressing has become soiled or dirty.
- If the gel pad is no longer transparent or has become cloudy or creamy.



How do I monitor my dressing (cont.)?

- You can see moisture under the dressing or gel pad.
- The gel pad of the dressing has absorbed too much fluid.
- You experience active bleeding at your insertion site.



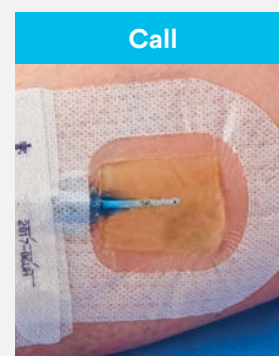
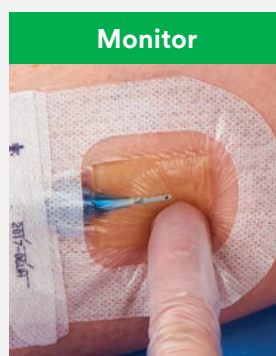
How do I know if the Tegaderm™ CHG Dressing has absorbed too much fluid?

Once the dressing or gel pad is applied, look at its size and touch it. It should feel firm to the touch and maintain its shape. If the gel pad becomes saturated with fluid, it will swell and become larger in size.

Signs the gel pad has absorbed too much fluid:

- It squishes easily and is not firm to the touch.
- When you push your finger on the corner of the gel pad, it does not bounce back to its original shape and the indent of your finger remains.

Call your healthcare provider if you have either of these signs.



Can I shower or bathe with Tegaderm™ CHG?

Follow any specific instructions from your healthcare provider. When showering or bathing, use an additional cover over your gel pad and/or dressing to protect it from any water. If any water leaks into it, contact your healthcare provider.

Can I maintain my normal activity routine with Tegaderm™ CHG?

Vigorous activity and excessive exposure to sunlight may increase the risk of catheter dislodgement and more frequent dressing changes.

The gel pad may absorb excessive fluid from perspiration, bleeding or drainage. Showering or bathing without proper protection will also lead to a saturated gel pad.

What can happen with a damp dressing or gel pad?

The CHG gel pad is not intended to absorb large amounts of fluid or blood. Skin irritation may happen with prolonged exposure to damp dressing or gel pad.

Inspect your dressing frequently.



3M Company
2510 Conway Avenue
St. Paul, MN 55144-1000 USA

Important Safety Information for 3M™ Tegaderm™ CHG Chlorhexidine Gluconate I.V. Securement Dressings and 3M™ Tegaderm™ CHG Chlorhexidine Gluconate Gel Pad. Do not use Tegaderm™ CHG I.V. Securement Dressings or Tegaderm™ CHG Gel Pad on premature infants or infants younger than two months of age. Use of these products on premature infants may result in hypersensitivity reactions or necrosis of the skin. The safety and effectiveness of Tegaderm™ CHG I.V. Securement Dressings and Tegaderm™ CHG Gel Pad has not been established in children under 18 years of age. For full prescribing information, see the Instructions for Use (IFU). Rx Only.

Phone 1-800-228-3957
Web 3M.com/Medical

Please recycle. Printed in U.S.A.
3M and Tegaderm are marks and/or registered marks of 3M.
Unauthorized use prohibited. © 3M 2011, 2020. All rights reserved.
70-2011-7986-1